



**Bedfordshire
Cambridgeshire
Northamptonshire**

**The Wildlife Trust BCN
Annual Report and Accounts 2017-2018**

Content

Some of this year's highlights _____	3
Chairman's Introduction _____	5

Strategic Report

Our Five Year Plan: Better for Wildlife by 2020 _____	6
Delivery: Wildlife Conservation _____	7
Delivery: Nene Valley Living Landscape _____	8
Delivery: Great Fen Living Landscape _____	10
Delivery: North Chilterns Chalk Living Landscape _____	12
Delivery: Ouse Valley Living Landscape _____	13
Delivery: Living Landscapes we are maintaining & responsive on _____	14
Delivery: Beyond our living landscapes _____	16
Local Wildlife Sites _____	17
Planning _____	17
Monitoring and Research _____	18
Local Environmental Records Centres _____	19
Land acquisition and disposal _____	20
Land management for developers _____	21
Reaching out - People Closer to Nature _____	22
Membership _____	23
People and Culture _____	23
Finance _____	25
How we raised our money _____	25
How we spent our money _____	26
Partners & Corporate Supporters _____	26

Governance and Finance Report

Finance Review _____	28
Structure, Governance and Management _____	30
Fundraising Regulation statement & Public Benefit statement _____	32
Charity Information _____	33
Statement of the Board's responsibilities _____	34
Our Thanks _____	36
Our corporate members - as of March 2018 _____	36
Independent Auditors Report _____	38
Consolidated statement of financial activities _____	41
Consolidated balance sheet _____	42
Charity balance sheet _____	44
Consolidated cash flow statement _____	46
Summary of fixed assets _____	47
Notes to the financial statements _____	48

Some of this year's highlights



Lesser spotted woodpeckers were present at Lings nature reserve throughout the breeding season.



Avocets returned to the lagoons at Grafham Water.



A grey seal caused great surprise by appearing on a backwater at Godmanchester nature reserve.



Our survey found 86,000 rare great pignut plants on a Local Wildlife Site in Luton.



A rare fruit tree tooth-fungus, was found on the site of an old orchard in Cambridge.



The Fens remain a stronghold for water vole, despite reports this year of their decline elsewhere in Britain.

4



Our ground breaking drone monitoring technique identified 14 Heron nests at Pitsford Water nature reserve whilst ensuring minimal disturbance.



The juniper population at Kensworth Quarry nature reserve was boosted from 17 to 23.



The scarce dwarf mouse-ear flowered again in the Nene Wetlands this year after work to rescue it from a near miss.

Not forgetting...

- We opened our first visitor centre and around 70,000 people visited us.
- We managed 4,046 hectares (10,000 acres) of nature reserve and made it available for all to visit and enjoy.
- 200,000+ people visited our website to learn more about wildlife.
- Over 1000 volunteers and 109 staff helped us get closer to achieving our vision for wildlife.
- 33,749 members supported us to do more for local wildlife.



Chairman's Introduction

The Council have pleasure in presenting their report together with the audited accounts for the year ended 31 March 2018.

The format of the Report has been refined this year. The first part outlines the impact of the work of the Trust, illustrating the range and depth of our conservation and community work. The second part provides the essential governance information, such as the company number, charity number, names of Trustees and Executive Board, principal addresses and details of professional advisers. The third part comprises the audited accounts. This meets the provisions of the Charities SORP (FRS 102) - Accounting and Reporting by Charities: Statement of Recommended Practice and the Companies Act 2006.

The summer of 2017 saw the opening of this Wildlife Trust's first visitor centre, at the Rushden Lakes retail and leisure complex. This purpose-built centre was provided by the developers, and provides the ideal place for the Trust to meet new people, in a beautiful setting overlooking the first of several lakes. The Trust has also taken on the management of the land adjoining Rushden Lakes, a 90 ha (222 acre) addition to our land holding; most important is that this links together our four existing reserves in the heart of the Nene Valley, creating an impressive 270ha (667 acre) site, our largest after the Great Fen. The resulting Nene Wetlands reserve is an excellent example of our strategy of creating larger reserves and joining them up to make Living Landscapes, which provide space for more species to thrive and will help wildlife to cope with threats like climate change.

It also shows how the Trust's work with developers, can be good for wildlife, good for local people and good for the Trust. Not all development is so positive, and when necessary we campaign to prevent development which is seriously damaging to wildlife. This year, we objected to a proposed new settlement next to Castor Hanglands National nature reserve west of Peterborough, which would have been devastating to this internationally important site. Thankfully the city council removed the proposal from their plans. But in other cases, we will continue to work with house-builders and industrial developers to secure an improved environment for wildlife. We are proud of the nature reserve which has developed at Cambourne over the past 20 years, and in 2017 we started work on our new reserve at Lilbourne Meadows, Northants, east of Rugby on the

Warwickshire border, in partnership with Prologis, which built the adjacent warehousing at the Daventry International Rail Freight Terminal (DIRFT).


2017 also saw the successful completion of eight years of funding for our work in the Great Fen. This was the largest ever lottery grant for the natural environment in England, and the £9.1 million allowed us to purchase 1317 ha (3254 acres) of land, and to restore 933 ha (2305 acres) of it to wet grassland. Our engineering of the water management will enable the area gradually to revert to a wide range of fen habitats and contribute to water management for agriculture. Wildlife is already responding, with 75 species of bird breeding in the restored areas, large numbers of wintering birds of prey, cranes visiting in both winter and summer, and a much richer flora and fauna in the grasslands. We have introduced 48,000 people to our work in the Great Fen, through education, training and a range of family and outreach events.

The Trust has long realised that we can achieve more by working with other like-minded organisations. We are major contributors to the Landscape partnerships for the Greensand Country and Nenescape, funded by the Heritage Lottery Fund and with match funding from many of our supporters. Funding from the Greensand partnership has already enabled us to improve access at Flitwick Moor, where the new boardwalk will protect the sensitive peat soils from trampling and erosion. The Nenescape project supports our continuing work advising land-owners in the Nene Valley to help ensure the best management for wildlife in the wider countryside, between our nature reserves.

We are particularly grateful for the continued support we have received from our members this year following the difficult decision to increase our membership subscriptions. Our members are essential to our work and it is thanks to them that we can achieve a better outcome for wildlife.

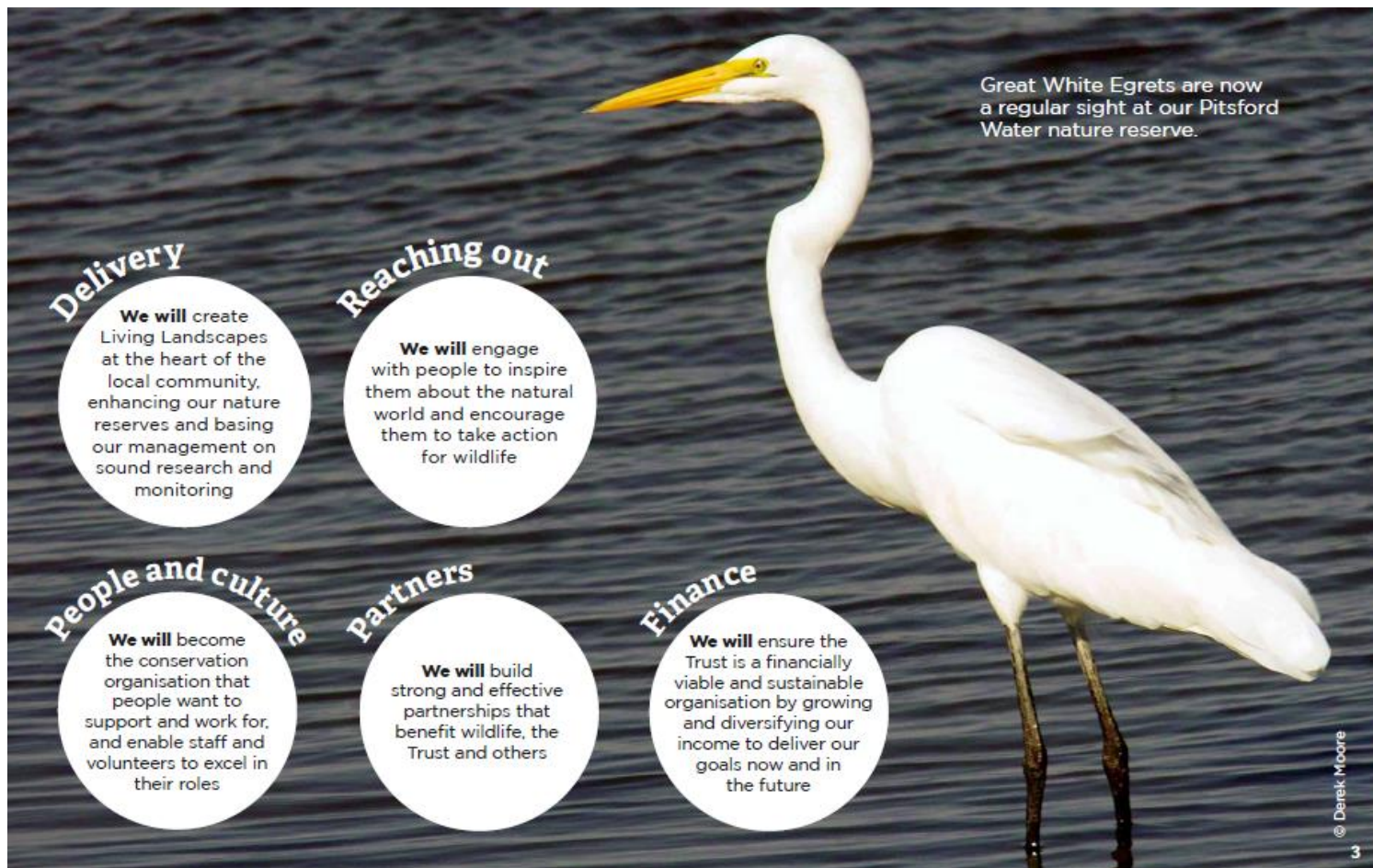
If you have supported us this year, whether as staff, a member, a corporate partner, by donating to an appeal, by volunteering or in any other way, thank you. We are a charitable organisation and we depend on your help.

Sir Graham Fry
Chairman of the Council



Strategic Report

Our Five Year Plan: Better for wildlife by 2020



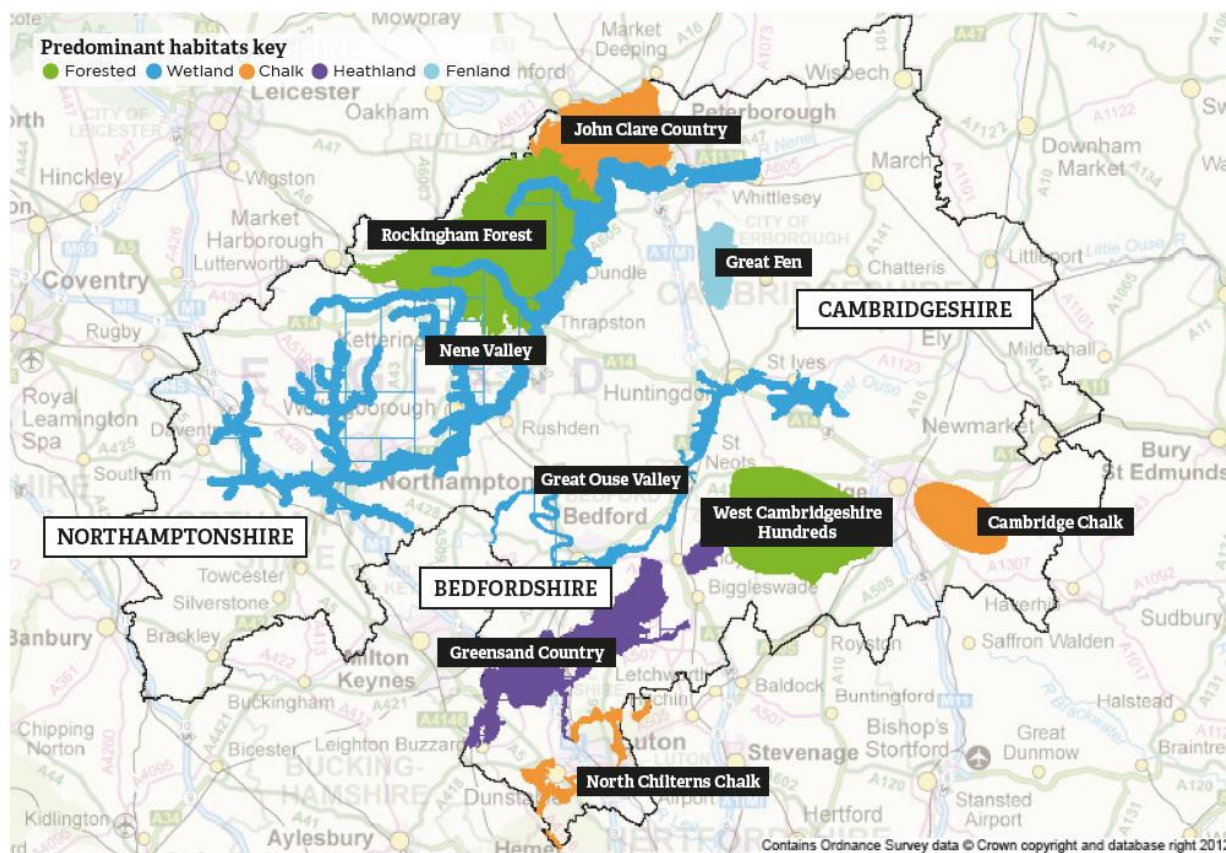
It is three years since the Trust launched its five-year vision, *Better for wildlife by 2020*, which outlined ambitious goals for the conservation of wildlife on a landscape scale. In this report, you can read about the significant progress we have made over the last year towards achieving this ambition.

The Wildlife Trust BCN’s mission is to:

- Conserve local wildlife, by caring for land ourselves and with others
- Inspire others to take action for wildlife
- Inform people, by offering advice and sharing knowledge

Delivery: Wildlife Conservation

We will create Living Landscapes at the heart of the local community, enhancing our nature reserves and basing our management on sound research and monitoring



Growing: where we will significantly increase our conservation, education and community activity and increase the land area under conservation management	Maintaining: where we will maintain our current level of conservation, education and community activity and focus on improving the land currently under conservation management	Responsive: where we will respond to opportunities for action and respond to potential threats and build partnerships
Great Fen	Greensand Ridge and Flit Valley	Cambridgeshire Chalk
Nene Valley	John Clare Country	Rockingham Forest
Ouse Valley	West Cambridgeshire Hundreds	
North Chilterns Chalk		

Our Living Landscapes schemes cover 140,287 hectares (346,657 acres) and include some of the most important habitats across our three counties. They allow the Trust to focus on delivering nature conservation at the landscape scale, where it can have the greatest impact for wildlife, ensuring that areas of habitat are bigger, better and more joined up and therefore ecologically more robust.

The four Living Landscapes now classed as “Growing” are where the Trust sees the biggest current opportunities and will focus most effort. Each Living Landscape contains a network of Trust reserves, Sites of Special Scientific Interest, Local Wildlife Sites, farmland and built up areas; all of which form parts of this complex ecological web.

We have also identified an opportunity to do more for wildlife by creating partnerships involving land management for developers. Drawing on experience gained during the development of Cambourne and Trumpington Meadows, in many developments we can ensure a net gain for wildlife.

Delivery: Nene Valley Living Landscape

Nene Wetlands visitor centre and nature reserve

We opened our first visitor centre in the Nene Wetlands nature reserve through a ground-breaking partnership with the developers of Rushden Lakes shopping and leisure complex.

This partnership is living up to the hopes we had vested in it. It not only provides our visitor centre - enabling us to inspire more people to take action for wildlife - but also 90ha (222 acres) of additional nature reserve land - ensuring the site achieves a net gain for wildlife. We have welcomed thousands of people to the Centre already. Since opening in July 2017, we have installed an outdoor education area and run a diverse programme of wildlife events and community outreach, supported for the first three years by the Heritage Lottery Fund.

The Nene Wetlands nature reserve has been formed by joining the new land to our existing sites at Ditchford Lakes and Meadows, Irthlingborough Lakes and Meadows, Wilson's Pits and Higham Ferrers. This has created the Trust's largest nature reserve in Northamptonshire, a total of 270ha (667 acres). It protects the heart of the Nene Valley Special Protection Area, the only site of European significance in the county.

This mosaic of flooded gravel pits, grassland, wet woodland, reed bed and scrub provides high quality wildlife habitat that is maintained by volunteers and staff. This year has included clearing drainage ditches, clearing islands of vegetation to encourage ground-nesting birds, and managing our Highland cattle which graze open areas and help control invasive willows.

The positive impact of this work is already clear from regular wetland and breeding bird surveys and other wildlife is responding to the habitat improvements as well. Access for visitors has also been improved in ways that minimise disturbance to wildlife. This year we installed new paths and a temporary bridge so people can walk and cycle from Stanwick Lakes and the surrounding towns and villages for the first time in several years.

1. Wintering birds highlights:

- There were increases in wigeon, tufted duck, mute swan, gadwall and cormorant.
- A bittern was observed in October (a scarce winter visitor and target species).
- Several casual observations of woodcock took place around the Higham Lake area.
- A male smew was present for most of the winter, moving between Wilson's Pits and Higham Lake.

2. Breeding birds highlights:

- The number of breeding pairs appear consistent between 2016 and 2017 and seems to indicate that the breeding bird species assemblage has remained constant while the numbers of people visiting the area has increased greatly.
- Grey wagtail, a scarce breeder in the area, was back again at Skew Bridge Lake in 2017 (after one year's absence).
- The grey heron breeding population in the reserve is the second most important recorded breeding site in the County, with around 13 nests in 2017.
- At Irthlingborough Lakes and Meadows oystercatchers raised one chick, little ringed plovers raised two chicks and common terns raised two chicks.
- Little egrets seem to have had two nests at Delta Pit in 2018. Confirmation would add them as a new species to the Nene Wetlands breeding bird list.
- A pair of red kites at the Southern end of Higham Lake. If successful, this could be another example of a new breeding species within the boundaries of the nature reserve.
- There were a couple of sightings of lesser spotted woodpecker at Ditchford and Higham. The species could eventually nest in the area, as it did some years ago.

3. The presence of juvenile grass snakes in June confirmed the presence of a breeding population of the species at Delta Pit, and the suitability of the habitat. In September 2017 some grass cutting piles and log piles were created, in order to provide more basking and egg-laying points.

4. Four species of bats were found at Skew bridge lake loop/Delta Pit West: common pipistrelle, soprano pipistrelle, noctule and Daubenton's. Recordings showed foraging behaviour for the four species, and

The Wildlife Trust BCN Annual Report and Accounts 2017-2018

commuting behaviour in the case of the noctule bat. Noctule bat and common pipistrelle were also found at Irthlingborough Lakes and Meadows.

5. Otters were recorded in several places at Higham Lake, Irthlingborough Lakes and Meadows and Ditchford Lakes and Meadows.

6. Twenty species of butterflies and 134 species of moths were recorded at Irthlingborough Lakes and Meadows

7. The dwarf mouse-ear, a nationally scarce plant, that was considered extinct in Northamptonshire, was re-found this year, with around 15 flowering plants.

Nenescape Landscape Partnership Scheme

We are pleased to be one of 11 partners in a new Landscape Partnership Scheme supported by the Heritage Lottery Fund. The new Nenescape will explore the Nene Valley and its people, heritage and identity, delivering 16 projects to help communities to develop skills to respond to current and future pressures on this special part of the world. We are leading the Farming for the Future project, jointly leading the Access and Zonation project and providing advice to the River Restoration project.



©Caroline Fitton

Nature reserves we manage within this Living Landscape: Abington Meadows, Barnes Meadows, Bugbrooke Meadows, Kingsthorpe Meadows, Southfield Farm Marsh, Standen's Pasture, Stanground Wash, Storton's Pits, Summer Leys, Tailby Meadow, Titchmarsh, Wicksteed Park, Woodston Ponds, Yarwell Dingle and Pond.

Delivery: Great Fen Living Landscape

This year saw the successful conclusion of the eight-year Great Fen project, supported by a ground-breaking £9.1 million grant from Heritage Lottery Fund (HLF), the largest ever given for nature conservation in England.

Whilst the grant has come to an end, our work has not. The habitat restoration, which was initiated in the HLF phase, continues to progress rapidly and successes are beginning to be evident. Having created 1.5 km of new ditches, reprofiled 9.5km of existing channels and installed 30 water control structures, we were pleased to see that this winter, for the first time, water levels in the northern part of the Great Fen, around Kester's Docking and Ryme's Reedbed, were as high as we would wish. This increased the attractiveness of the area for wintering wildfowl and waders, and there are signs that some of the most important bird species are likely to breed in the near future.


Wildlife is already responding, with 75 species of bird breeding in the restored areas, large numbers of wintering birds of prey, cranes visiting in both winter and summer and a much richer flora in the grasslands, with species richness in individual fields having risen to 70 species per field in the wetter areas. These areas have also been colonised by rare fenland invertebrates.

"Think the unthinkable. It can be possible if you dream it"

Great Fen Steering Committee Evaluation Workshop March 2017

We undertook this year extensive research and analysis for our Great Fen Evaluation Report, reviewing the work undertaken in the Great Fen over the last eight years. The report outlines the original goals for the project, all of which we have reached or exceeded.

From the very start of the project, a comprehensive ecological monitoring programme was put in place, covering soil and water chemistry and fixed-point photography as well as detailed studies of wildlife. Using staff and volunteers, we continue to document the changes in breeding and wintering birds, mammals, invertebrates and aquatic and land-based flora in order to inform our conservation work.



'Holme Fen in Autumn' ©Sarah Lambert

Through outreach and community engagement at the Great Fen, over the last eight years, we have introduced 48,000 people to our work. We have organised education, training and a range of family and outreach events.

Over 500 people have volunteered, 22,000 children have taken part in activities, we have met visitors from over 20 countries, and over 700 items of media coverage have appeared. This year our education and community outreach programmes have continued to reach a wide and diverse range of people, and their scope has been broadened, presenting landscape history and climate change to a new generation.

The Great Fen is an innovative, inclusive, imaginative and influential project: a shop window for the work of the Wildlife Trust in achieving our vision of bringing people close to nature, in a land rich in wildlife. The evaluation is a valuable tool in evidencing just how much we can achieve for wildlife and that we can deliver major projects on time and precisely on budget. www.wildlifebcn.org/fenevaluation



Delivery: North Chilterns Chalk Living Landscape


We continue to work with a network of partners to develop this valuable Living Landscape lying on chalky soil.

We have boosted the juniper population at Kensworth Quarry nature reserve – the only site for this species in the county – from 17 to 23. In April, the team planted six trees grown over several years from cuttings. The new population has five males and one female tree.

Volunteers at Totternhoe continued the monitoring of the man, musk and frog orchids as well as great pignut. Two further areas at Totternhoe, part of the arable reversion land, have been fenced off to allow grazing by sheep, which we expect to encourage the development of species rich chalk grassland. Grazing continues to be successful at Totternhoe, and well supported by volunteers and the general public.



Pegsdon Hills have been grazed by sheep this year, supported by our grazier and our sheepdog Lass. The site has been monitored and mapped by the monitoring and research team in order to inform management of the site.



Lass on Pegsdon Hills ©Lass/Matt Johnson

Our recent Blow's Downs Doggy Day was a great success. Local dog owners found out about the wildlife they may encounter on their walks and had some scent training and a dog-friendly guided walk. Over 50 dogs and their owners have now been to one of these sessions, not only having fun but also learning more about our reserve and their role in helping us look after it.

Nature reserves we manage within this Living Landscape: Barton Gravel Pits, Blow's Downs, Lancot Meadow, Landpark Wood, Pegsdon Hills and Hoo Bit, Sewell Cutting, Totternhoe.

Delivery: Ouse Valley Living Landscape

Thirty-five volunteers signed up to become River Wardens along stretches of the River Ouse and its tributaries. The Trust's Bedfordshire staff provided training days for them on native species and non-native invasive species identification, health and safety, pollution incidents and fixed point photography and surveying.

River wardens have already provided useful information on invasive non-native species and some early water quality testing for nitrate and phosphate levels at the rivers they monitor. The invasive non-native floating pennywort sightings are passed on to the Environment Agency which currently has a programme of floating pennywort removal on the Bedford Ouse. The goal of the scheme is to use the information to improve the river's ecology.

We monitored locations along the Ouse Valley for our wildflower diversity trial, working with Natural England and FWAG to introduce wildflower seeds within mineral licks at species poor fields. Site monitoring has taken place ready for a full review in the coming year.

In spring 2017, the Trust held nine *Singing with Nightingales* events at Grafham Water nature reserve. Nature lover and folk singer Sam Lee and other Nest Collective musicians entertained audiences of up to 30 people each night around a campfire. The audiences also learnt about the birds and the Trust's work to create perfect nightingale breeding habitat at Grafham Water.

Nature reserves we manage within this Living Landscape: Begwary Brook, Brampton Wood, Cople Pits, Felmersham Gravel Pits, Godmanchester, Grafham Water, Houghton Meadows, Ouse Washes, Pavenham Osier Beds



Singing with Nightingales with Same Lee. Both photos © Bokeh Photographic

Delivery: Living Landscapes we are maintaining & responsive on

Greensand Ridge and Flit Vale becomes Greensand Country

The Wildlife Trust BCN is a partner in the Greensand Country Landscape Partnership (GCLP), which secured £1.66 million this year to protect and raise awareness of the heritage of the area. Comprising the 35-mile long Greensand Ridge and the Flit Valley, it has a fascinating history, involving Henry VIII's dissolution of the monasteries and the subsequent use of the land for favoured lords to build their manor houses and parks. This history has created an area that now contains all of Bedfordshire's remaining lowland heathland, more than half of its woodland, and more surviving historic parkland than any other landscape in the county.

Two elements of the project are being run by the Wildlife Trust. At Flitwick Moor and Cooper's Hill, we and our partners hope to reverse the gradual decline in their distinct character that has taken place due to decades of land use changes and development. Over four years, the GCLP aims to restore and expand key habitats for wildlife whilst engaging the local community. This year a new boardwalk was installed at Flitwick Moor as well as improved signage and interpretation boards.

Nature reserves we manage within this Living Landscape: Cooper's Hill, Cut-Throat meadow, Flitwick Moor, King's Wood and Rammamere Heath, Old Warden Tunnel.



©Wildlife Trust BCN

West Cambridgeshire Hundreds

Working with the Farming and Wildlife Advisory Group (FWAG) East, the Trust ran a number of landowner training events supported by the West Cambridgeshire Hundreds Facilitation Fund in summer 2017. These gave landowners information to improve their management practices to benefit wildlife as well as inform Countryside Stewardship applications although uncertainty over the future of Stewardship at the current time has made it challenging to secure positive management changes with landowners.

The WT is monitoring proposals for the various busways being proposed including Cambourne to Cambridge and the Western Orbital Route. The former has the potential to damage multiple Wildlife Sites on the edge of Cambridge, while the latter currently includes 9 options, five of which could have significant impacts on Trumpington Meadows nature reserve

Winter woodland works included coppicing and thinning works at Hayley, Gamlingay, Waresley & Gransden, Wistow, and Hardwick Woods. At Cambourne, boundary ditch clearance and bridge replacement have been completed, and progress has been made with a review of the management plan.

During the year we were given the freehold of Gamlingay Meadow, and purchased the adjacent block of woodland, which should make the longer term management of the Meadow more sustainable.

The year also saw one of the most successful member appeals, funding the management of our woodland reserves, which has particular benefits for West Cambridgeshire woods.

Nature reserves we manage within this Living Landscape: Buff Wood, Cambourne, Gamlingay Wood, Hardwick Wood, Hayley Wood, Waresley and Gransden Woods.

John Clare Country and Rockingham Forest

The Trust objected to the proposals which the Highways Agency published on the widening of the A47 from the A1 to Norfolk coast. Any widening of the section from Wansford to Sutton, west of Peterborough would have direct impacts on either a SSSI or one or more County Wildlife Sites. The Trust

pointed out that, if sites cannot be avoided, significant off-site habitat creation and enhancement would be required if the Highways Agency were to be able to demonstrate no net loss or a net gain in biodiversity.

Within the John Clare Country & Rockingham Forest, scrub clearance work has been undertaken through the Biffa Award funded Scrub Off project at a number of sites including Kings Cliffe and Finedon Disused Railway Local Wildlife Sites, a site on the Nene Valley Railway and one of Peterborough's protected road verges, to open up areas of calcareous grassland. We are also working with the Langdyke Countryside Trust on a number of limestone grassland County Wildlife Sites within the John Clare Living Landscape area which they manage.

At Dogsthorpe Star Pit, the pump house has been replaced. This involved major engineering works to create a dammed, temporary dry working area to remove the pump and concrete chamber rings, create a new concrete base to specifications approved by a structural engineer and replace the concrete housing and pump, and leave the working area tidy. The works will ensure more efficient pumping, helping to maintain the SSSI in favourable condition. The management plan is currently being revised, based on an up-to-date assessment of the SSSI invertebrate fauna.

Nature reserves we manage within these Living Landscapes: Collyweston Quarries, Old Sulehay, Southorpe Paddock, Glaphorn Cow Pastures, Short and Southwick Woods, Barford Wood and Meadows, King's Wood, Corby, Stoke Wood End Quarter.

Cambridgeshire Chalk

Drone imagery taken by the monitoring team showed that areas of bare chalk at Cherry Hinton Chalk Pits have reduced from 58% to 24% since 2010, demonstrating that successful revegetation has taken place since the Trust took over management. Continued monitoring is essential to ensure the delicate early colonising species that earn this site its SSSI status are regularly given new areas of bare chalk to thrive on.

Restoration work was undertaken on two chalk grassland sites (West Wrattling Valley Farm Verges and Old Cambridge Road Verges) through the Gog Magogs restoration project. At Fulbourn Fen the Trust has started using a new tool ("tree-poppers") to remove scrub (including roots) from the meadow. This has been highly successful with significantly less regrowth than traditional cutting and herbicide treatment and helps reduce our use of chemicals.

Nature reserves we manage within this Living Landscape; Beechwoods, Cherry Hinton Chalk Pits, Fulbourn Fen.

Cherry Hinton Chalk Pits ©Alan Linsdell



Delivery: Beyond our living landscapes

There are many other places across Bedfordshire, Cambridgeshire and Northamptonshire that are not within our Living Landscape schemes, but are still highly important for wildlife, including around 50 more nature reserves that we manage and a large number of Local Wildlife Sites.

All our nature reserves across Bedfordshire, Cambridgeshire and Northamptonshire are managed by three county-based teams, with crucial support from volunteers. The Trust's voluntary wardens and reserve volunteers continue to play a vital role in managing reserves and welcoming visitors.

Highlights from some of our nature reserves outside our living landscape schemes include:

New scrapes created at Stanground Wash should benefit both breeding and migrant waders and waterfowl.

Our Way into the Woods project, supported by Tesco, completed delivering access, grazing and practical habitat management at Pingle Cutting (mowing, surveys, fencing, scrub works) and Wistow Wood (coppicing, access for machinery vehicles, tree surgery).

We have helped to draft a new management plan for Paxton Pits nature reserve. Gravel extraction has recommenced at the site, with the restoration scheme due to treble the size of the nature reserve in 7 years.

In mitigation for the development of its new Boat Club in Ely, Cambridge University has paid for us to project manage and create a small new reed bed opposite the Club on Environment Agency land.

For the first time since we took over Sharnbrook Summit in 1975, cows are helping to manage the scrub and grassland. After erecting a significant amount of fencing, the cows were introduced and munched away all summer, achieving more than we could have wished for. The wildflowers present on the site, including dyer's greenweed and wild liquorice, are able to establish themselves again.



Pingle Cutting ©Sarah Osbourn

Local Wildlife Sites

Local Wildlife Sites (LWS - also known as County Wildlife Sites, CWS) have some protection through local planning policies but are not protected by law, and so our work conserving these sites is crucial. We survey sites, engage with owners and seek to get sites into positive management.

We are working with Natural England and East Cambridgeshire District Council to commission a biodiversity enhancement and access management study in response to the proposed growth of Soham by 50% over the next 25 years. Soham is a small market town and it has a unique pattern of open, unenclosed commons running through the town. Wet Horse Fen is a SSSI and part owned by the Wildlife Trust, while Qua Fen Common, East Fen Common and Broad Piece are all County Wildlife Sites. Unfortunately, the housing allocation will fill in the land between and around parts of Qua Fen Common and East Fen Common and bring a large number of new residents within walking distance of the SSSI. The study aims to identify mitigation measures and biodiversity enhancements that can be paid for by the new developments.

As part of our SLA with Peterborough City Council (PCC), we have prepared brief management plans for 11 PCC owned sites, including 3 County Wildlife Sites, with a view to establishing community groups to help support / undertake long-term management of the sites. We are continuing to support the management of Bretton Woods County Wildlife Site through recruiting and training volunteers to monitor the success of coppice reinstatement.

A survey for the nationally rare great pignut was undertaken on three Local Wildlife Sites in Luton, which found on one site, Dallow Downs, a population of around 86,000 plants. This shows the significance of this site for this species. This site is in the pipeline for SSSI designation.



Following reports of damage to the site, we are working with the landowner of Polebrook Airfield Local Wildlife Site and the local Ashton Society, to improve land management of some areas of the estate that are no longer owned by the Rothschild family.
©Gwen Hitchcock

Great pignut

Ashton Old Watermeadows is another Local Wildlife Site that was sold by the Rothschild estate. Unfortunately, the new land owner has cleared much of the site, causing significant damage to wildlife. We are working with Forestry Commission and Natural England to try and secure restoration and positive ongoing management.

Planning

The latest version of the Huntingdonshire Local Plan was published in March 2018. The Trust have been liaising with the local parish councils opposed to development at RAF Wyton, as well as other groups such as the local CPRE group. Inappropriate development at Wyton could trigger damaging infrastructure development elsewhere, such as a new road across the Ouse Valley at Godmanchester.

The Wildlife Trust objected to numerous housing allocations, and policies and to the site assessments and sustainability appraisal in the Peterborough Local Plan. In particular we objected to the allocation of 2,500 homes close to Castor Hanglands National Nature Reserve and the allocation was removed in the later version of the plan.

Work is beginning on HS2 and we are engaged with the contractors. There will be further work for the Trust in the current year.

Monitoring and Research

Maintaining an evidence-led approach, underpinned by sound research and monitoring.

Reports on dormouse and bat monitoring, analyses of aerial images at individual reserves, and of the hydrology of some of our wetlands, have informed our site management.

We have used current survey results (bats, dormice, birds, deer, invertebrates) to develop an approach for Woodland condition monitoring which we will trial next year.

We published a range of our monitoring and research reports on our website in order to help improve conservation management across the country.

Trail-blazing techniques

Hérons: We successfully trialled using a drone to survey the heronry at Pitsford Water nature reserve. The drone footage allowed us to identify a total of 14 nests, whilst only 10 were recorded from below. To minimise disturbance, the survey was timed so that the eggs had hatched and the adult birds would not be sitting on the nests. Sufficient information was gathered in one five-minute flight. The drone was piloted by fully qualified, pilot and with permission.



Hérons at Pitsford ©Josh Hellon

Other highlights include:

Orchids: This year there were 1341 more green-winged orchids at Chettisham Meadow than last year. This ridge and furrow meadow near Ely is a small Wildlife Trust nature reserve, not much bigger than a rugby pitch and has not been ploughed for centuries. In recent years the Trust's Ely Local Group has counted green-winged orchids every April and the count this year was 10,196, the largest yet. The increase in orchids is thanks to the sensitive management by Wildlife Trust staff and volunteers.

Grasses: 2017 was the second year of the Rapid Grassland Assessment programme. The number of compartments that require sampling in this programme now stands at about 160, distributed within 69 reserves. We have surveyed around 53 compartments so far.

Bats: New methods, sites and recording detectors used for bat surveys worked well this year, and will be used again for two more year in order to collect suitable data for reviewing. We have been working with Cambridgeshire and Bedfordshire bat groups, allowing us to do more detailed surveys, including trapping at specific sites. One noteworthy result was a record at Begwary Brook of a Nathusius's pipistrelle, a scarce migrant bat, breeding in Britain, but generally wintering in mainland Europe.



Heather on Coopers Hill © Josh Hellon

Local Environmental Records Centres

This year we continued to support our three Local Record Centres (LRCs), which together cover the Local Authority areas of Bedfordshire and Luton, Cambridgeshire and Peterborough, and Northamptonshire. These form part of a wider network of LRCs nationwide, all responsible for collating, managing and sharing information about animal and plant species, habitats and other landscape features such as geological or protected sites.

The LRCs are separate organisations, but their work provides an important resources for managing data or providing data that informs our work.

Cambridgeshire & Peterborough Environmental Records Centre (CPERC)

<https://www.cperc.org.uk/>

Bedfordshire and Luton Biodiversity Records Centre (BMRC)

<https://www.bedscape.org.uk/BRMC/newsite/index.php>

Northamptonshire Biodiversity Records Centre (NBRC)

<https://www.northantsbrc.org.uk/>

WILDside - Increasing our research data by making biological recording accessible

May saw the launch of NBRC's WILDside project, supported by the Heritage Lottery Fund. WILDside provides resources, opportunities, training and support to suit everyone, from those new to biological recording to more experienced recorders. The project has helped a wide range of people identify their wildlife sightings, both online and through drop-in sessions, and helped them to submit these records online - valuable data which otherwise would not have been gathered.

The project operates a prolific twitter feed, runs a range of our Wildlife Training Workshops and targets a younger audience.

Orchards East Partnership Case Study

BMRC started working with Orchards East, a new initiative funded by the Heritage Lottery Fund, with the aim of increasing biodiversity through recording and researching old orchards, conserving existing examples and creating new ones across Eastern England.

Orchards are especially important because their trees (in the best examples) are an important reserve of dead wood as well as an abundant source of nectar, where rare fungi, wood-boring insects, wildflowers, lichens and epiphytes can thrive.

BMRC created a digital map, based on the Second Edition six-inch Ordnance Survey map, of all the orchards that existed in the county in the early twentieth century. This shows a vast number of orchards - more than 2,000 in all. Bedfordshire once had a thriving fruit-growing industry that embraced not only apples but also other fruit, including, at the foot of the Chilterns, the famous 'Aylesbury prunes', a variety of cooking plum. Most of these orchards have since disappeared and, while new ones were planted in the twentieth century, most of these have now been destroyed by competition from elsewhere, or fallen victim to development pressure and 'infilling'. Those that remain are of considerable significance; but equally important is the creation of new orchards, to provide habitats for the future - and to do this most effectively we need to know far more about how orchards came into existence, how they were managed in the past, and the impact of this on biodiversity.

Land acquisition and disposal

The Wildlife Trust seeks to acquire land that:

- is already rich in wildlife; and/or
- has the potential to be readily restored to land of high quality; and/or
- enables us to buffer or connect existing nature reserves; and/or
- plays an important functional role in the landscape.

All acquisition of land is approved in advance by Trustees.

We manage such land as nature reserves in order to conserve or enhance its wildlife value and, where possible, provide opportunities for quiet recreation. Our land management policy is to:

- ensure land designated as a Site of Special Scientific Interest (SSSI) is managed so that the features for which the site was designated and any other features of conservation value are maintained and enhanced;
- ensure any land designated as a Local Wildlife Site is managed to maintain the site's conservation interest and enhanced where possible;
- manage land so that we meet, or exceed, our legal obligations with respect to Health and Safety for staff and visitors;
- maintain our land so that as many sites as possible are open to the general public at all times.

Acquisition

Gamlingay Meadow, a small site which had been managed by the Trust since the 1960s, was left to the Trust as a legacy from Mrs Sheila Manning. By working with the National Trust, another beneficiary from Mrs Manning's will, it was possible to secure much-improved access by acquiring the freehold of the access track.

In addition, a block of adjoining woodland, important for the future management of the meadow, was purchased for £22,000, with the generous support of three donors. The Trust also negotiated a new lease for Gamlingay Cinques.

This year the Wilson Trust gave us the freehold of Wilson's Pits, within the Nene Wetlands. We are grateful to all those who enabled us to make these acquisitions.

Disposals

The Environment Agency has not renewed our lease at Roswell Pits, a reserve that forms part of the [Ely Pits and Meadows](#) (SSSI), as they wish to sell the site. We are lobbying to ensure the SSSI continues to have favourable ownership and management.

Our lease of Twywell Hills and Dales from East Northamptonshire District Council (ENDC) ended this year. A series of fatal dog attacks on our livestock made grazing impossible. No other form of management would adequately maintain the conservation value of the site and so, with regret, we had to leave it. As key parts of the site are an SSSI, the owner has a permanent obligation to ensure appropriate management. We will continue to offer advice to ENDC.

A very small area at Brampton Wood was subject to a compulsory purchase order in May 2017 from the Highways Agency, for which appropriate compensation and enhancement of the remaining reserve is being negotiated.

The Peterborough Office at Ham Lane is now closed with staff relocating to Ramsey Heights and Corney's Barn. This will save the Trust approximately £10,000 per year.

Land management for developers

This Wildlife Trust has gained an excellent reputation for its work managing land on behalf of developers, to benefit wildlife.

The Wildlife Trusts recognise the demand for new homes, commercial development and associated infrastructure, with a population that is growing and changing in both distribution and character. However, the changes in land use to accommodate this development can pose serious risks to wildlife and the natural environment, including direct loss of habitats; loss of habitat quality from excessive or inappropriate recreational use; and impacts on natural resources, whether over-abstraction of water starving rivers and wetlands, loss of floodplains for water storage or too much run-off causing flooding elsewhere and declines in air quality.

We believe that well planned development that considers wildlife and nature at the earliest stages can enhance wildlife habitats and also contribute to the health and well-being of people who live and work there.

Case Study: Lilbourne Meadows

We celebrated our partnership with Corporate Member Prologis this summer at the launch of Phase 1 of our new Lilbourne Meadows nature reserve, a 193-acre reserve developed as part of the mitigation for the Prologis Daventry International Rail Freight Terminal (DIRFT). First Vice President of Prologis Chris Lewis unveiled the new livestock barn, named for his efforts in developing Lilbourne for biodiversity and people. Recently retired from Prologis, Chris is one of our new Trustees.

Lilbourne Meadows is probably best known for its breeding curlews and for visiting flocks of gulls. A surprising addition this year was a dark-bellied Brent goose. In addition to extensive high quality grassland, Lilbourne also has a large number of new ponds, which support an important population of great crested newts. The new barn will help us manage our livestock which are essential to keep the grassland in good condition.



Photo: Lilbourne Meadows ©Josh Hellon

Reaching out - People Closer to Nature

We will engage with people to inspire them about the natural world and encourage them to take action for wildlife.

- We will be the conservation charity of choice – the ‘go to’ authoritative voice on nature conservation for media and other influencers
- We will inspire people about the natural world and provide opportunities for them to learn about and take action for wildlife.

Our education and community engagement programme continues to provide high quality education and outreach with a focus on our growing Living Landscapes. The Trust engages with local communities in a variety of ways to grow support for nature conservation and inspire people to take action for local wildlife.

This includes:

- consultation, audience development and reaching out to new communities;
- family events on nature reserves and at education centres;
- working with schools: outreach, visits to nature reserves, teacher training and schools grounds advice;
- volunteering programmes;
- Wildlife Watch Groups, the junior branch of the Wildlife Trusts;
- Wildlife Training Workshops;
- Wildlife Trust Local Groups.

Wildlife Watch Groups

The number of Wildlife Watch groups has decreased to 18 (previously 20) this year. Attendance numbers have dropped to 1365 following a series of increases over previous years (1,694 in 2016-17, 1,576 in 2014-15, and 1,461 in 2013-14). The decline is related to the available resources and also reflects the efforts we have put in to other types of family events that we feel extends the range of the people we engage with.

Wildlife Training Workshops – 323 people trained

Our training workshop programme is considered the widest ranging programme of local wildlife training in the country. Some workshop participants have gone on to become experts in their field and to run workshops of their own. Workshops remain free to all our staff and active volunteers and have included beetles, photography, bees and wasps, land bugs and grasses. All were well attended with plenty of positive feedback:

“A very enjoyable workshop which gives a good introduction to the group. Has given me more confidence to try identifying more species out in the field” – Water bugs training workshop (18 March)

Where to see Wildlife

A new edition of our nature reserves guide, *Where to see Wildlife* was published. It is substantially changed from previous editions, with a strong focus on improving public engagement with our reserves, and therefore with wildlife as a whole. It is provided free to new members on joining the Trust.

Media coverage

The Trust achieved significant national media coverage in the year, including Rushden Lakes featuring on ITV Anglia and on BBC Springwatch, Singing with Nightingales in *The Telegraph*, Flitwick in list of top reserves to visit in *The Times*, coverage on BBC Three Counties for Doggy Day at Blows Downs.

Membership

Membership recruitment and retention is vital to the Trust; our strength comes from our supporters, and their views and engagement are key in guiding our activity.

Membership numbers reduced at the end of the 2017/18 financial year. The Trust had 17,431 total memberships as at March 2018 (18,335 at end of March 2017) equating to 33,723 individual members (35,715 in March 2017). This is a drop of 5.5% in individual members, although our membership income increased. We regret the fall in members, which was due to a number of factors. The external organisation, which recruits some of our members on our behalf, had difficulty in finding and retaining staff and so deployed fewer good recruiters in our area. In addition, there was some effect from the subscription increase introduced last year after our minimum rates had been unchanged for 10 years. The reduction in our retention rate to 85.84% was a consequence of these changes, and we have put measures in place to restore this to its previous high level and to boost recruitment.

Our Membership Income for the financial year was £1.338m with Gift aid (£1.283m at end March 2017). The average membership subscription was £63.19.

Most new members are recruited through a recruitment company, Wildlife Fundraising (Central) Limited, which is wholly owned by, and employed by, a group of eight Wildlife Trusts in central England. During the year, we also recruited new members through email and website campaigns and social media and through the work of our Trust Promoter, who is part of the Supporter Engagement team. This team promotes the Trust and membership to people interested in protecting wildlife in our three counties.

Members receive three editions of the Trust magazine, *Local Wildlife*, including *Natural World*, the RSWT information pages. An e-newsletter for members goes out monthly and the Trust continues to gather e-mail addresses for current, new and potential members as a priority.



Event at Nene Wetlands ©Katie King

People and Culture

More than 1,000 volunteers and 109 full- and part-time staff continue to provide an important contribution to wildlife conservation locally, regionally and nationally.

Volunteers are essential to all aspects of the Trust's work. Our nature reserve wardens and volunteers help to manage our nature reserves and to greet and help visitors; mid-week work-parties and corporate work-teams tackle conservation management tasks on reserves; Wildlife Watch Group leaders provide exciting activities for younger members; Local Group officers and committees ensure that a diverse and interesting range of talks, walks and events are available to members and the public throughout our area; Ecology Group volunteers monitor our nature reserves; office volunteers help with a huge range of tasks; and Trustees provide governance and support to the staff.

The Wildlife Trust BCN Child Protection Policy was updated to include Louise Rackham and Oliver Burke as the designated Safeguarding Officers.



I totally love it!

After volunteering at the Wildlife Trust BCN Nicky Hennessy was inspired to follow a career in conservation.

My career with Wildlife Trust BCN began as Volunteer Reserve Officer at the Great Fen - the position was fundamental to my professional development. I got to be part of a phenomenal and forward thinking wetland restoration collaborative. I learned to drive tractors, fix bird hides, re-fit gateposts and learnt new monitoring techniques such as fixed point photography and water quality testing. The team gave me a real sense of belonging and achievement; all were supportive, knowledgeable and generous with biscuits and ice-cream, for which I will always be grateful. The same fabulous team encouraged me to take a salaried position as a summer reserve warden on Barnack Hills and Holes Nature Reserve.

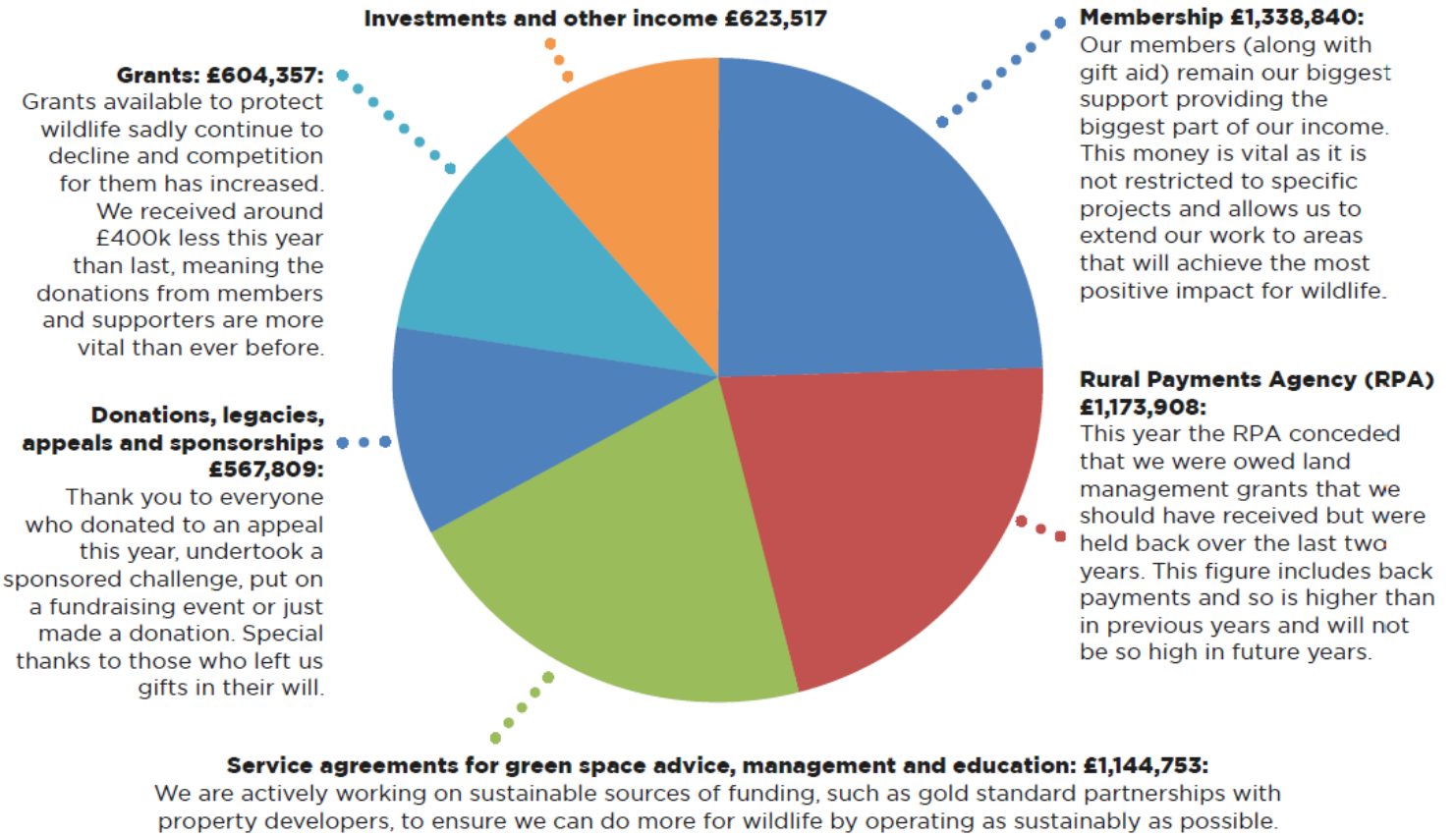
In turn this led to my current position as Lilbourne Meadows Reserve Officer, with the Northants team: part of an exciting project establishing a new nature reserve, assisting with the management of other reserves in the county, and gaining new insights and experiences in livestock grazing. Every

day is an opportunity to develop my infrastructure maintenance and habitat management skills and experiences, and I totally love it!

Finance

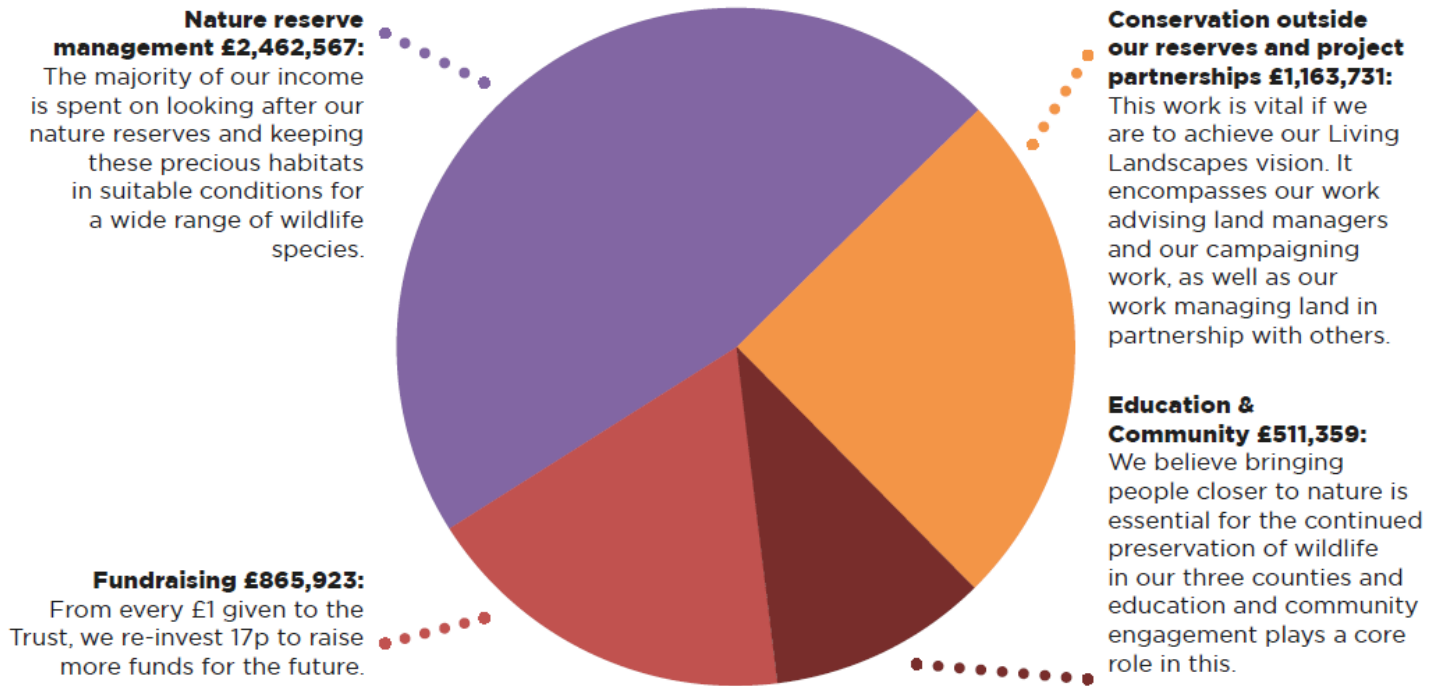
How we raised our money

This year, with particular thanks to our supporters and strategic partnerships, we spent nearly £5 million on protecting wildlife in Bedfordshire, Cambridgeshire and Northamptonshire.



The Rothschild Way Challenge – one of the many ways our amazing supporters helped raise funds for us this year.


How we spent our money



Financial reserves

We hold a small surplus of funds, in part due to grants (restricted funds) we have received but are required to spend in the coming years, and also some (unrestricted funds) to ensure we have a degree of stability during our day to day charitable work and can plan for efficient application of our scarce resources. These financial reserves allowed the Trust to continue running as normal while we were fighting for two years for over £1 million of grants which we were due from the Rural Payments Agency.

To find out more about our finances, download our Annual Report wildlifebcn.org/AnnualReports



Hardwick Wood. One of the woodlands that benefitted from our Woodland appeal. ©Rob Enderby.

Partners & Corporate Supporters

The Trust works with businesses to develop strategic partnerships in order to secure a sustainable future for our local wildlife and habitats and to provide a healthier environment for people to enjoy.

This year we successfully introduced a new Corporate Membership Scheme in order to offer a more efficient partnership scheme, to reduce staff input and to develop bigger, better partnerships for the future. There are now three tiers (at Partner (£5k+), Investor (£1k+) and Supporter (£500) plus VAT. We also introduced a new offer to small businesses to advertise on our website.

This year's highlights include:

A strategic partnership with House of Fraser who have opened their first green flagship store. Together we were shortlisted for the National Edie Sustainability Leaders Awards for 2018. This collaboration is an excellent example of how we can help companies enhance and protect landscapes not only for biodiversity but for people too, engaging with new audiences and developing a legacy.

After the Trust had worked with their staff for a number of years, Arm joined as Corporate Partner this year.

Prologis also upgraded to the top tier of Partner Level to better reflect the strategic relationship they have with our Trust through our work together at Lilbourne Meadows.

We celebrated the 10th Anniversary of the national partnership with Vine House Farm, the home of pioneering wildlife-friendly farmer Nicolas Watts and his family. By donating up to 5% of its sales to The Wildlife Trusts, Vine House Farm has raised over £1,250,000 for UK Trusts, including our Trust to support wildlife conservation across the country.

Bedfordshire-based, cereal producers Jordans have been corporate members for over 20 years. Part of the Jordans & Ryvita Company, Jordans makes 30 million packets of breakfast cereals a year. Now thanks to the Jordans Farm Partnership, all their 42 farms that supply grain to Jordans are undertaking a range of measures to support wildlife on at least 10% of their land.

2017 was the most successful year so far for Cambridge bat-punts, with Scudamores donating £8,767 to the Trust.

Our partnership with Canoe2 on the River Nene continues, and they are now our neighbours at Rushden Lakes. Following our successful 'Early Dawn Chorus Bird Trip' trial, the Trust teamed up with the St Ives Electric Riverboat Company to offer two 'Fauna & Flora' trips in July.

Feedback from the trips was very positive and we are grateful to our volunteers who helped out as guides.



Bat punt © Martin Bond

We have continued to provide opportunities for staff to engage with us on our Wild Work Days and involving them with our local projects and reserves and helping to promote health and wellbeing. Photo:Cambridge University Press on a Wild Work Day at Trumpington Meadows



Finance Review

The Trust's finances are divided into restricted funds where monies raised must be spent on specific purposes, and unrestricted funds, which can be applied to general charitable activities. Of the total income in 2018, more than 63% (£3,453,069) was unrestricted, with £2,000,116 being restricted.

This year, the Trust's activities resulted in an unrestricted surplus of £289,217 (2017 deficit of £398,671) with a restricted surplus of £160,388 (2017 deficit of £44,955) resulting in total net assets of £20,104,810 (£17,420,185 attributable to restricted activities).

The surplus on restricted funds is a matter of phasing of work and payments on restricted projects. The unrestricted surplus is the result of our dispute with the Rural Payments Agency regarding eligibility for Basic Payments under the Common Agricultural Policy. The RPA issued a ruling in May 2017 that we are not eligible for payments, so we wrote off the £252,109 income included in the accounts for the year ended 31 March 2016 and did not include any income from Basic Payments in the accounts for the year to 31 March 2017. Now that the RPA have accepted we are eligible, we have included the income due for 2015 and 2016 in this year's accounts which amount to £545,611. Without this one-off for prior years, we would be reporting a deficit of £96,006.

Public sector sources of income, such as grants from Natural England and service agreements for land management and ecological advice to local authorities, continue to decline. Competition for grants from sources such as the Heritage Lottery Fund and the Landfill Communities Fund has increased, whilst the sums available through both these sources have reduced. We are actively working on new sources of funding, such as Carbon Capture, and we are seeking to grow voluntary income from individuals and corporate supporters as well as keeping strong control of costs.

The landholdings in the Great Fen and certain other reserves are included within the restricted funds, together with substantial cash balances held by us against future liabilities for managing specific nature reserves over long periods.

The unrestricted surplus represents funds received but not yet expended, and is carried forward in accordance with our financial reserves policy, described below, in order to give a degree of stability during our day to day charitable work and enable planning for efficient application of our scarce resources.

Financial reserves

The Trustees have set a target for Free Reserves to be at a level sufficient to cover 6 months of unrestricted expenses, where Free Reserves is defined as Net Current Assets excluding the provisions relating to Government Grants. It is recognised that the organisation has significant other assets, but these form an integral part of the charity's core purposes and the Trustees have decided to exclude those assets from our Free Reserves calculation. The target has been set in order to provide a sound degree of resilience should circumstances change and also to enable the organisation to provide the initial cash for major projects where funding is in arrears. As at the end of the year, the cover is 2.7 months. The Trustees have set a budget for the forthcoming year to deliver a deficit and will set future budgets to break-even or deliver a surplus and thus move the organisation towards its target cover.

The total net current assets held by the charity at the end of March 2018 was £20,120,117, of which £17,423,598 were related to specific projects, with the balance of £2,696,579 being unrestricted and available for any purpose.

Investment Powers, Policy and Financial Instruments

The Trust is empowered to make investments, but the nature and level of the cash balances held do not easily allow for the longer term investment and tolerance of risk which would be required to gain significant interest in the current financial climate. Cash balances which are required for short term liquidity are held in interest-bearing bank deposit accounts with terms reflecting expected cash requirements. Cash balances for which there is not a short term requirement are held in interest-bearing bank deposit accounts with terms reflecting expected cash requirements over the lives of the projects to which they relate. The Trust employs no financial instruments so does not require a policy to determine their application.

Risk Management

Risk Management is considered by the Executive on a continuous basis in the context of performance information, any relevant incidents and external events and influences. A Risk Register is kept and reviewed and updated regularly to ensure that all risks are identified and managed to acceptable levels where possible. Proposals taken to Council and Committees include an appraisal of the related risk issues, and risk management is also prominent in discussions and decision making concerning Trust finances. This includes an appraisal of the implications for cash flow before committing to any major new project.

The key risk areas identified are set out below:

- risks related to performance by Trust personnel;
- risks related to the resources deployed by the Trust; and
- risks related to external conditions which might affect the Trust's intended way of operating.

The main strategic risk the Trust faces is Climate Change and atmospheric pollution. We cannot control this risk, so we have to adapt the ways we work to adapt to changes, principally through our Living Landscapes work.

There are two key risks for which the Trust is working to put in place policies and procedures and working with other bodies to reduce the risks to more acceptable levels:

- Wildlife/environment/charity position is diminished as the UK leaves the EU
- Loss of, or significant damage to a Key Business Location that limits its viability to perform at current levels.

We are in very challenging times for income generation and this represents our principal operational risk. Other risks are set out below, for information, and for each of these, the Executive and Trustees are confident that the Trust has those appropriate policies and procedures in place.

- Risks related to performance by Trust personnel;
 - Difficulty in documenting whether wildlife is shrinking or growing, and why, and then communicating it
 - Loss of key personnel
 - Welfare of children and vulnerable adults
- Risks related to the resources deployed by the Trust;
 - Decline in grant funding sources
- Risks related to external conditions which might affect the Trust's intended way of operating;
 - Pressure to expand housing and employment having an adverse impact on wildlife
 - Changes in society where joining clubs and societies is marginalised, making it harder to recruit members, volunteers and staff.

Whilst the Executive and Trustees are confident that appropriate mitigations are in place, in these very difficult economic times there is a high degree of focus on the finances of the Trust and the risks related to that area. Policies and procedures are periodically monitored and reviewed as part of the Trust's risk assessment and internal control practice.

Structure, Governance and Management

The Council have pleasure in presenting their report together with the audited accounts for the year ended 31 March 2018. The Council have adopted the provisions of the Charities SORP (FRS 102) – Accounting and Reporting by Charities: Statement of Recommended Practice applicable to charities preparing their accounts in accordance with the Financial Reporting Standard applicable in the UK and Republic of Ireland (effective 1 January 2015) in preparing the annual report and financial statements of the charity. The accounts have been prepared in accordance with the Companies Act 2006.

The Trust is a charitable company limited by guarantee governed by the Articles of Association as adopted by Special Resolution on 8 October 2011.

Election of Trustees

Trustees are elected for a three-year term, and may be re-elected, but cannot serve as Council members for more than six years consecutively, except that Officers of Council may serve for up to six years from their appointment as an Officer. There can be no fewer than twelve Trustees and no more than eighteen. There were fifteen Trustees in post as at 7 October 2017. The Board may from time to time co-opt additional members of the Board from amongst the members of the Trust up to the prescribed maximum of eighteen members. Any member appointed under this article shall retire from office at the next Annual General Meeting, but shall be eligible for election.

Trustee induction and training

Potential Trustees are provided with a comprehensive pack before they apply for a role. New Trustees are given an opportunity to learn about the Trust and their responsibilities as Trustees through Charity Commission documents and with an introductory seminar with Honorary Officers and senior staff. Trustees are given an information folder about the Trust and are encouraged to attend meetings of both standing committees in the first year and to visit the Trust's offices and education centres as part of their induction. The Royal Society of Wildlife Trusts holds open days to which Trustees are invited, where they meet staff and Trustees of RSWT and other Wildlife Trusts.

Governance and management

The Council meets quarterly and is supported by two standing committees:

- **a Conservation, Education and Community Committee**
- **a Resources Committee**

both of which meet quarterly and are composed of Trustees and members of the Trust with particular expertise or experience, with staff in attendance.

Each Committee receives reports on relevant areas of the Trust's work. The Conservation, Education and Community Committee cover the achievement of the Trust's objectives. The Resources Committee covers the provision of the resource to do that. Council receives recommendations from the two Committees, determines policies and concentrates on the good governance and strategic direction of the charity. The quarterly cycles of meetings begin with the Conservation, Education and Community Committee followed by the Resources Committee and finally by Council. The Committees make recommendations to Council, and critically review all recommendations regarding land acquisition and changes in staffing. Maintenance of good communication between Trustees and staff is a major part of the governance of the Trust, and executive board and other appropriate managers attend Committee and Council meetings.

The Council provides strategic oversight, and approved a Five Year plan for 2015 to 2020 in 2014, which was implemented by the executive board from 1 April 2015. This report follows the structure of this plan, as described at the beginning of the Strategic Report, on page 7.

The Wildlife Trust for Bedfordshire, Cambridgeshire and Northamptonshire

Annual Report (continued) For the year ended 31 March 2018

Executive Board

The Trust's executive board from October 2017, comprised Chief Executive, Director of Finance and Administration, Director of Marketing and Fundraising, Conservation Director and Director of Business Development and Engagement. The Conservation Director leads the management of our nature reserves and our wider countryside conservation work both through the planning system and through advice to land-owners, the Director of Business Development and Engagement leads our outreach work, both face-to-face through our communities and wildlife team, and via publications and the media (through our communications team).

Staffing

The staff employed by the Trust report through the Chief Executive to the Council. The average headcount during the year was 109 staff (107 for 2017) with the average number of full-time equivalents being 89 (91 for 2017). The delegation of authority to staff stipulates the levels of expenditure and contracts that can be undertaken without reference to Trustees and the lines of reporting. This was last updated and approved by Council on 25 July 2017.

Remuneration of key personnel

In accordance with the agreed job evaluation framework and available benchmarking information, the Chief Executive has delegated authority to agree salaries. He/she will normally do so in conjunction with the HR Manager or, for Director level posts, with the input and normally support of the Chair. The Chief Executive's own salary is set by the Chairman and Honorary Officers.

Subsidiary company

The Trust has one wholly owned subsidiary, WTBCN Trading Limited, the principal activities of which are retail sale of goods at the Trust centre in Northamptonshire and on-line. As the sole shareholder, the Trust is represented at shareholder meetings by the Chairman and (hon) Secretary. WTBCN Trading Limited has covenanted to gift its distributable profits each year to the Trust.

Related organisations

The Trust is a corporate member of Royal Society of Wildlife Trusts, ("RSWT" – a registered charity number 207238) which acts as an umbrella body carrying out lobbying and public affairs on behalf of all Wildlife Trusts and facilitates joint working. Member Trusts have the use of RSWT's logo and share the resources, best practice and special experience of other member Trusts. Membership of RSWT gives the Trust a national voice and profile, as well as a place in a network of similar organisations with shared aims and reputation in the eyes of those unfamiliar with its particular work. However, each member of the network remains entirely independent in terms of governance and charitable status. The independent Trusts and the RSWT work together under the banner of The Wildlife Trusts through a Memorandum of Co-operation.

The Trust continues to support the work of the RSWT in a variety of ways. Senior staff serve on several national working groups and represent the Wildlife Trusts movement at national meetings and events.

The relationship with the Society of Wildlife Artists, initiated by this Wildlife Trust, continued through the Wildlife Trusts and a fourth reception at the Society's annual exhibition in London was held in October 2017.

The Trust's main external agency for recruiting new members is a company incorporated as "Wildlife Fundraising (Central) Limited" with 8 Wildlife Trusts (including this Trust) as members.

The Wildlife Trust for Bedfordshire, Cambridgeshire and Northamptonshire

Annual Report (continued) For the year ended 31 March 2018

Fundraising Regulation statement

The Charity is registered with the Fundraising Regulator and complies with the Charities Act 2016. The fundraising organisation, Wildlife Fundraising (Central) Ltd (WFC) is registered and complies with the requirements of the Institute of Fundraising.

There has been no failure to comply with the schemes and standards as mentioned above.

The Charity uses, and partly owns, a face to face fundraising organisation, WFC. In order to monitor the activities carried out on behalf of the Charity for the purposes of fundraising, the Charity has quarterly meetings with managers and undertakes Mystery Shopper activity on their new recruitment staff and informal checks on longer serving staff.

The Charity has a system which logs negative comments from the public of which 72 were recorded in the last financial year. Very few of these would have been reportable under the old fundraising regulator scheme because the majority of these records relate to motorbike activity and dog activity by members of the public on our nature reserves. The criteria for reporting fundraising issues has not yet been finalised and we shall report on this in the next Annual Report.

In order to protect vulnerable people and other members of the public, the Charity has amended the Vulnerable Adults' Policy and ensured that staff are following the policy. WFC have also updated their own Vulnerable Adults' Policy and amended their training to cover the issues clearly.

Public benefit statement

The Trustees confirm that they have complied with the duty in section 4 of the Charities Act 2006 to have due regard to the Charity Commission's general guidance on public benefit, *Charities and Public Benefit*. The Trust's charitable purpose is enshrined in its mission to conserve local wildlife, by caring for land ourselves and with others; to inspire others to take action for wildlife; and to inform people, by offering advice and sharing knowledge. The Trust has delivered this public benefit through 124 of its nature reserves with free public access, its education programmes aimed at schools, colleges, adult groups and the wider public, and through advice to landowners and local authorities.

Charity Information

President

Baroness Young of Old Scone

Vice Presidents

Mr Michael Allen
Prof David Bellamy
Sir Charles Chadwyck-Healey, Bt.
Sir Hugh Duberly
Mr Ioan Thomas
Dr Derek Langslow (appointed 7 October 2017)

The Council of Trustees

Chairman of Council

Sir Graham Fry

Vice Chairman

Prof William Stephens

Honorary Treasurer

Mr James Fanshawe

Honorary Secretary

Dr Jenna Bishop

Chairman of Conservation, Education & Community Committee

Mr Stewart Lane (to 7 October 2017)

Dr Matt Walpole (from 7 October 2017)

Trustees

Dr Sam Brockington co-opted 14 January 2017
appointed 7 October 2017

Dr Sharon Erzinçlioğlu

Mrs Marion Hession co-opted 24 April 2017
resigned 7 October 2017

Mr Chris Pullen

Mr Paul Solon

Dr Ed Turner

Ms Anne Bland (appointed 7 October 2017)

Ms Rebecca Jarrett (appointed 7 October 2017)

Mr Chris Lewis (appointed 7 October 2017)

Dr Ananya Mukherjee (appointed 7 October 2017)

Dr Matt Walpole (to 7 October 2017)

Ms Margaret White (appointed 7 October 2017)

Company number

2534145

Registered charity number

1000412

Registered and principal office

The Manor House
Broad Street
Great Cambourne
Cambridge CB23 6DH

Chief Executive and Executive Board to whom day to day management is delegated

Chief Executive

Mr Brian Eversham

Finance Director

Ms Charlotte Cane

Director of Marketing, Fundraising & Communication

Changed in October 2017 to

Director of Marketing and Fundraising

Ms Kathryn Hindley

Director of Living Landscapes

Changed in October 2017 to

Director of Business Development and Engagement

Mr Oliver Burke

Director of Conservation

Mr John Comont (appointed October 2017)

Auditors

Saffery Champness LLP
Unex House
Bourges Boulevard
Peterborough
Cambridgeshire PE1 1NG

Principal bankers

Barclays Bank plc
9 -11 St Andrews Street
Cambridge CB2 3AA

Solicitors

Hewitsons
Shakespeare House
42 Newmarket Road
Cambridge CB5 8EP

VAT and Tax advisor

William Lewis
10 Langley Way
Hemingford Grey
Cambridgeshire PE28 9DB

Statutory Information

Statement of the Board's responsibilities

The Trustees, as listed under Charity Information on the previous page, are the Directors of the Trust in terms of the Companies Act. The Directors are Charity Trustees as defined by section 177 of the Charities Act 2011. The Trustees collectively form the Council of the charity which is also the Board of Directors of the company who are responsible for preparing the Trustees' Report and the financial statements in accordance with applicable law and United Kingdom Accounting Standards (United Kingdom Generally Accepted Accounting Practice).

Company law requires the Trustees to prepare financial statements for each financial year which give a true and fair view of the state of affairs of the charitable company and the group and of the incoming resources and application of resources, including the income and expenditure, of the charitable group for that period. In preparing these financial statements, the trustees are required to:

- select suitable accounting policies and then apply them consistently;
- observe the methods and principles in the Charities SORP (FRS102);
- make judgements and estimates that are reasonable and prudent;
- state whether applicable accounting standards have been followed, subject to any material departures disclosed and explained in the financial statements;
- prepare the financial statements on the going concern basis unless it is inappropriate to presume that the charity will continue in business.

The Trustees are responsible for keeping proper accounting records that disclose with reasonable accuracy at any time the financial position of the charitable company and enable them to ensure that the financial statements comply with the Companies Act 2006. They are also responsible for safeguarding the assets of the charitable company and the group and hence for taking reasonable steps for the prevention and detection of fraud and other irregularities.

The Trustees are responsible for the maintenance and integrity of the corporate and financial information included on the charitable company's website. Legislation in the United Kingdom governing the reparation and dissemination of financial statements may differ from legislation in other jurisdictions.

Going concern

The activities of the company, its objectives, factors likely to affect its future development and the policies for managing its capital and financial risk are detailed in the Annual Report. The Trustees have a reasonable expectation that the Charity has adequate resources to continue in operational existence for the foreseeable future as the Trust has a regime of annual budgeting supported by quarterly reforecasting, enabling considered management and informed decision making. This, allied with a pragmatic level of reserves, an appropriate identification and quantification of risk, supports the Trustee conclusion. Thus they continue to adopt the going concern basis of accounting in preparing the financial statements.

Statement as to disclosure of information to auditors

The Council of Trustees who were in office on the date of approval of these financial statements have confirmed, as far as they are aware, that there is no relevant audit information of which the auditors are unaware. Each of the Members of the Council have confirmed that they have taken all steps that they ought to have taken as Members of the Council in order to make themselves aware of any relevant audit information and to establish that it has been communicated to the auditor.

The Wildlife Trust for Bedfordshire, Cambridgeshire and Northamptonshire

Annual Report *continued*
For the year ended 31 March 2018

In approving the Trustees' Annual Report, the Trustees are also approving the Strategic Report (pages 7 - 29) in their capacity as company directors.

By order of the Board

A handwritten signature in black ink that reads "Graham Fry". The signature is written in a cursive style with a large, sweeping flourish at the end of the word "Fry".

Sir Graham Fry
Chairman of Council

Our Thanks

Enduring and improving relationships have been, and will continue to be, important factors in the Trust's success. Without the support and co-operation of a huge number of people, we would have achieved little during the year. The support of members, corporate members, sponsors, charitable trusts, government organisations at all levels and our professional advisers has been vital, as has the remarkably dedicated work of our volunteers and staff.

Our Great Fen partners

Environment Agency
Huntingdonshire District Council
Natural England

Financial support has come from many quarters, but we are particularly grateful for the monies received from legacies bequeathed. The Trust also recognises the enormous value to its work of volunteers who number in excess of 1,000.

Our corporate members – as of March 2018

Corporate Partners

Arm Ltd
The Biodiversity Consultancy
House of Fraser
Prologis UK Ltd

Corporate Investors

Anglian Water Services Ltd
Arqiva Ltd
Gardenworks Tree Surgery
Hewitsons
Orton Hall Hotel and Spa
Scott Bader
Scudamore's Punting Company
UK Power Networks
Unilever Research Colworth

Corporate Supporters

Alpro Soya
Athene Communications
British Racing Drivers' Club
Building Services Design
Cambridge Belfry Hotel
Cambridge Econometrics Ltd
Cambridge Steiner School
Cambridge University Press
Cambridge Water Company
Canoe2
Carter Jonas
Cemex
Center Parcs Woburn Forest
Centrica (Peterborough Power Station)
Ciconi Ltd
Colpac Ltd
Cranfield University
David Ball Group

Dojima Sake Brewery
Downing College Cambridge
Emmanuel College
Granta Park
Greens of Soham Ltd
Hellidon Lakes Golf & Spa Hotel
Highgate House
Hunts Wildlife Landscapes
The Jordans & Ryvita Company Ltd
Kier Living Ltd
KierWSP
Lockhart Garratt Ltd
Mackays
The Marshall Group of Companies
Moulton College Ltd
Middle Level Commissioners
NFU Mutual Cambridge
PalmerSport
Perkins Engines Co Ltd
Richard Buxton Environmental & Public Law
Roem Ltd
RPS Group
RWE Generation UK
South Cambs District Council
Spendlove Contracting
Tarmac
Trinity College
University of Northampton
Vine House Farm
Weetabix
Wellcome Genome Campus
Wesley Coe
Whittlebury Park
Willowbrook Construction
Wyboston Lakes

We would also like to thank the following who have supported the Trust financially and helped us in kind:

Anglian Water (EA Mitigation), The Animal Experience, Alpro Soya, Arjuna Wholefoods, Ark House Veterinary Surgery, Arqiva, Arm, Cambridge Building Society, Cambridge Cheese Co, Cambridge Fencing, Cambridge Festival of Running, Cambridge University Press, Cambridge Water Pebble Fund, Canoe2, Carter Jonas, Center Parcs, ClickASkip, Dora Mouse, Ecclesiastical Grant, Elsworth Community Shop, Flamingo Flowers, FlexEservices, Force 36, Granta Park, Grosvenor Developments Ltd, Hewitsons, Hunt & Coombs, Hunts Local Group, Inner Wheel District 7, Jordans & Ryvita Company, Manor School Sports College, Kier, Nationwide Building Society, Opticron, Polar Bearings, Prologis, Scudamore's Punting Company, St Ives Electric Riverboat Co, St Neots St Mary's Rotary Club, SDC, Sentec, Shepreth Wildlife Park, Shoosmiths LLP, Silver Spirals, Tesco, Trumpington Meadows Land Company Ltd, Vets4Pets, Vine House Farm, Unilever Research Colworth, Waresley Garden Centre, Wyboston Lakes, Wildlife Travel.

The Wildlife Trust for Bedfordshire, Cambridgeshire and Northamptonshire

Independent auditors' report

To the members of The Wildlife Trust for Bedfordshire, Cambridgeshire and Northamptonshire

Opinion

We have audited the financial statements of The Wildlife Trust for Bedfordshire Cambridgeshire and Northamptonshire (the 'parent charitable company') and its subsidiary for the year ended 31 March 2018 set out on pages 41 to 68. The financial reporting framework that has been applied in their preparation is applicable law and United Kingdom Accounting Standards, including Financial Reporting Standard 102, the Financial Reporting Standard applicable in the UK and Republic of Ireland (United Kingdom Generally Accepted Accounting Practice).

In our opinion the financial statements:

- give a true and fair view of the charitable company's state of affairs as at 31 March 2018 and of its incoming resources and application of resources, including its income and expenditure, for the year then ended;
- have been properly prepared in accordance with United Kingdom Generally Accepted Accounting Practice; and
- have been prepared in accordance with the Companies Act 2006.

Basis for opinion

We conducted our audit in accordance with International Standards on Auditing (UK) (ISAs (UK)) and applicable law. Our responsibilities under those standards are further described in the Auditor's responsibilities for the audit of the financial statements section of our report. We are independent of the charitable company in accordance with the ethical requirements that are relevant to our audit of the financial statements in the UK, including the FRC's Ethical Standard, and we have fulfilled our other ethical responsibilities in accordance with these requirements. We believe that the audit evidence we have obtained is sufficient and appropriate to provide a basis for our opinion.

Conclusions relating to going concern

We have nothing to report in respect of the following matters in relation to which the ISAs (UK) require us to report to you where:

- the trustees' use of the going concern basis of accounting in the preparation of the financial statements is not appropriate; or
- the trustees have not disclosed in the financial statements any identified material uncertainties that may cast significant doubt about the charitable company's ability to continue to adopt the going concern basis of accounting for a period of at least twelve months from the date when the financial statements are authorised for issue.

The Wildlife Trust for Bedfordshire, Cambridgeshire and Northamptonshire

Independent auditors' report

To the members of The Wildlife Trust for Bedfordshire, Cambridgeshire and Northamptonshire

Other information

The trustees are responsible for the other information. The other information comprises the information included in the annual report, other than the financial statements and our auditor's report thereon. Our opinion on the financial statements does not cover the other information and, except to the extent otherwise explicitly stated in our report, we do not express any form of assurance conclusion thereon.

In connection with our audit of the financial statements, our responsibility is to read the other information and, in doing so, consider whether the other information is materially inconsistent with the financial statements or our knowledge obtained in the audit or otherwise appears to be materially misstated. If we identify such material inconsistencies or apparent material misstatements, we are required to determine whether there is a material misstatement in the financial statements or a material misstatement of the other information. If, based on the work we have performed, we conclude that there is a material misstatement of this other information; we are required to report that fact.

We have nothing to report in this regard.

Opinions on other matters prescribed by the Companies Act 2006

In our opinion, based on the work undertaken in the course of the audit:

- the information given in the Trustees' Annual Report which includes the Directors' Report and the Strategic Report for the financial year for which the financial statements are prepared is consistent with the financial statements; and
- the Trustees' Annual Report which includes the Directors' Report and the Strategic Report have been prepared in accordance with applicable legal requirements.

Matters on which we are required to report by exception

In the light of the knowledge and understanding of the charitable company and its environment obtained in the course of the audit, we have not identified material misstatements in the Trustees' Annual Report and Strategic Report.

We have nothing to report in respect of the following matters where the Companies Act 2006 requires us to report to you if, in our opinion:

- adequate accounting records have not been kept, or returns adequate for our audit have not been received from branches not visited by us; or
- the financial statements are not in agreement with the accounting records and returns; or
- certain disclosures of trustees' remuneration specified by law are not made; or
- we have not received all the information and explanations we require for our audit; or
- the trustees were not entitled to prepare the financial statements in accordance with the small companies regime and to take advantage of the small companies exemption in preparing the Trustees' Annual Report and the Strategic Report.

The Wildlife Trust for Bedfordshire, Cambridgeshire and Northamptonshire

Independent auditors' report

To the members of The Wildlife Trust for Bedfordshire, Cambridgeshire and Northamptonshire

Responsibilities of trustees

As explained more fully in the Trustees' Responsibilities Statement set out on page 34, the trustees, (who are also directors of the charitable company for the purposes of company law) are responsible for the preparation of financial statements that are free from material misstatement and for being satisfied that they give a true and fair view, and for such internal control as the trustees determine is necessary to enable the preparation of financial statements that are free from material misstatement, whether due to fraud or error.

In preparing the financial statements, the trustees are responsible for assessing the charitable company's ability to continue as a going concern, disclosing, as applicable, matters relating to going concern and using the going concern basis of accounting unless the trustees either intend to liquidate the charitable company or to cease operations or have no realistic alternative to do so,

Auditor's responsibilities for the audit of the financial statements

We have been appointed as auditors under the Companies Act 2006 and report in accordance with that Act.

Our objectives are to obtain reasonable assurance about whether the financial statements as a whole are free from material misstatement, whether due to fraud or error, and to issue an auditor's report that includes our opinion. Reasonable assurance is a high level of assurance, but is not a guarantee that an audit conducted in accordance with ISAs (UK) will always detect a material misstatement when it exists. Misstatements can arise from fraud or error and are considered material if, individually or in the aggregate, they could reasonably be expected to influence the economic decisions of users taken on the basis of these financial statements.

A further description of our responsibilities for the audit of the financial statements is located on the Financial Reporting Council's website at: www.frc.org.uk/auditorsresponsibilities. This description forms part of our auditor's report.

Use of our Report

This report is made solely to the charitable company's members, as a body, in accordance with Chapter 3 or Part 16 of the Companies Act 2006. Our audit work has been undertaken so that we might state to the charitable company's members those matters we are required to state to them in an auditor's report and for no other purpose. To the fullest extent permitted by law, we do not accept or assume responsibility to anyone other than the charitable company and the charitable company's members as a body, for our audit work, for this report or for the opinions we have formed.



Jane Hill (Senior Statutory Auditor)
For an on behalf of Saffery Champness LLP
Chartered Accountants and Statutory Auditor

11/8/2018
Unex House
Bourges Boulevard
Peterborough
PE1 1NG

Saffery Champness LLP is eligible to act as an auditor in terms of section 1212 of the Companies Act 2006

The Wildlife Trust for Bedfordshire, Cambridgeshire and Northamptonshire

Consolidated statement of financial activities incorporating the income and expenditure account
For the year ended 31 March 2018

	Notes	Unrestricted Funds £	Restricted Funds £	Total 2018 £	Total 2017 £
Income and endowments from:					
Donations and legacies	3	1,666,781	200,060	1,866,841	1,965,618
Charitable activities	4	1,785,188	1,800,056	3,585,244	2,271,068
Bank Interest	5	1,100	-	1,100	23,164
		<u>3,453,069</u>	<u>2,000,116</u>	<u>5,453,185</u>	<u>4,259,850</u>
Expenditure on:					
Raising Funds		865,923	-	865,923	843,755
Charitable activities		<u>2,752,579</u>	<u>1,385,078</u>	<u>4,137,657</u>	<u>3,858,939</u>
Total	6	<u>3,618,508</u>	<u>1,385,078</u>	<u>5,003,581</u>	<u>4,702,694</u>
Profit/(loss) on disposal of fixed assets		-	-	-	(782)
Net income/(expenditure)		<u>(165,434)</u>	<u>615,039</u>	<u>449,605</u>	<u>(443,626)</u>
Transfers between funds		<u>454,651</u>	<u>(454,651)</u>	-	-
Net Incoming resources before other recognised gains or losses		289,217	160,388	449,605	(443,626)
Other recognised gains/(losses):					
Gains/(losses) on revaluation of fixed assets		-	-	-	-
Net movement in funds		<u>289,217</u>	<u>160,388</u>	<u>449,605</u>	<u>(443,626)</u>
Reconciliation of funds:					
Total funds brought forward		2,395,408	17,259,797	19,655,205	20,098,831
Total funds carried forward	19	<u>2,684,625</u>	<u>17,420,185</u>	<u>20,104,810</u>	<u>19,655,205</u>

The Consolidated statement of financial activities contains all gains and losses for the year and all activities relate to continuing operations. The profit for the purposes for the Companies Act 2006 is the net incoming resources before other unrealised losses/gains.

The notes on pages 48 to 68 form part of these financial statements.

The Wildlife Trust for Bedfordshire, Cambridgeshire and Northamptonshire

Consolidated balance sheets
For the year ended 31 March 2018


		2018		2017	
	Notes	£	£	£	£
Fixed Assets					
Tangible assets (Page 47)			4,373,275		4,306,659
Heritage assets	10		13,433,519		13,411,394
Intangible assets	11		90,755		99,000
Total fixed assets			<u>17,897,549</u>		<u>17,817,053</u>
Current assets					
Stocks	12	87,140		37,305	
Debtors	13	1,837,906		1,354,141	
Loan to associated organisation	14	35,000		35,000	
Cash at bank and in hand		<u>1,488,394</u>		<u>1,774,386</u>	
Total current assets		<u>3,448,440</u>		<u>3,200,832</u>	
Liabilities					
Creditors:					
Amounts falling due within one year	15	<u>(591,835)</u>		<u>(660,083)</u>	
		<u>(591,835)</u>			
Net assets before pension provision			2,856,605		2,540,749
Pension provision			-		-
Net current assets or liabilities			<u>2,856,605</u>		<u>2,540,749</u>
Creditors:					
Amounts falling due after one year	16		(630,234)		(702,597)
Provisions for liabilities and charges	17		(19,111)		-
Total net assets or liabilities			<u>20,104,810</u>		<u>19,655,205</u>
The funds of the charity					
Restricted income funds	18		17,420,185		17,259,797
Unrestricted funds	19		2,684,625		2,395,408
Total funds	20		<u>20,104,810</u>		<u>19,655,205</u>

The Wildlife Trust for Bedfordshire, Cambridgeshire and Northamptonshire

**Consolidated balance sheets
For the year ended 31 March 2018**

The notes on pages 48 to 68 form part of these financial statements.

The financial statements were authorised for issue by the Trustees on 14 July 2018 and signed on their behalf by



**James Fanshawe – Honorary Treasurer
Company Registration No. 02534145
Charity No: 1000412**

The Wildlife Trust for Bedfordshire, Cambridgeshire and Northamptonshire

Charity balance sheets
For the year ended 31 March 2018

		2018		2017	
	Notes	£	£	£	£
Fixed Assets					
Tangible assets (Page 47)			4,373,275		4,306,659
Heritage assets	10		13,433,519		13,411,394
Intangible assets	11		90,755		99,000
Investments Unquoted			1		-
Total fixed assets			<u>17,897,549</u>		<u>17,817,053</u>
Current assets					
Stocks	12	50,683		37,305	
Debtors	13	1,836,385		1,354,141	
Intercompany Debtor		62,210		-	
Loan to associated organisation	14	35,000		35,000	
Investments		-		-	
Cash at bank and in hand		1,488,394		1,774,386	
Total current assets		<u>3,472,672</u>		<u>3,200,832</u>	
Liabilities					
Creditors:					
Amounts falling due within one year	15	(588,151)		(660,083)	
Intercompany Creditor		(12,609)			
		<u>(600,760)</u>		<u>(660,083)</u>	
Net assets before pension provision			2,871,913		2,540,749
Pension provision			-		-
Net current assets or liabilities			<u>2,871,913</u>		<u>2,540,749</u>
Creditors:					
Amounts falling due after one year	16		(630,234)		(702,597)
Provisions for liabilities and charges	17		(19,111)		-
Total net assets or liabilities			<u>20,120,117</u>		<u>19,655,205</u>
The funds of the charity					
Restricted income funds	18		17,423,598		17,259,797
Unrestricted funds	19		2,696,519		2,395,408
Total funds	20		<u>20,120,117</u>		<u>19,655,205</u>


The Wildlife Trust for Bedfordshire, Cambridgeshire and Northamptonshire

**Charity balance sheets
For the year ended 31 March 2018**

As permitted by Section 408 of the Companies Act 2006, the parent Charity's Statement of Financial Activities has not been included in these financial statements. The parent Charity's total incoming resources for the year were £5,441,050 (2017: £4,259,850) which includes donations of £nil (2017: £nil) from its wholly owned subsidiary undertaking, WTBCN Trading Limited. The net surplus for the year for the Charity was £464,912 (2017: £443,626 deficit). Details concerning the subsidiary company along with results and financial position are set out in note 29.

The notes on pages 48 to 68 form part of these financial statements.

The financial statements were authorised for issue by the Trustees on 21.12.2018 and signed on their behalf by



**James Fanshawe – Honorary Treasurer
Company Registration No. 02534145
Charity No: 1000412**

The Wildlife Trust for Bedfordshire, Cambridgeshire and Northamptonshire

Consolidated cash flow statement
For the year ended 31 March 2018

	Notes	2018		2017	
		£	£	£	£
Cash flows from operating activities:					
Net cash provided by (used in) operating activities	26		2,050		(730,135)
Cash flows from investing activities:					
Dividends, interest and rents from investments		1,100		23,164	
Interest element of hire purchase contracts		-		(769)	
Purchase of property, plant and equipment		(283,288)		(81,650)	
Sale of Motor Vehicle		-		638	
Net cash provided by (used in) investing activities			(282,188)		(58,617)
Cash flows from financing activities					
Capital element of hire purchase contracts		(5,852)		(12,076)	
Net cash used in financing activities			(5,852)		(12,076)
Change in cash and cash equivalents in the reporting period			(285,991)		(800,828)
Cash and cash equivalents at the beginning of the reporting period			1,774,386		2,575,214
Cash and cash equivalents at the end of the reporting period	27		<u>1,488,395</u>		<u>1,774,386</u>

The Wildlife Trust for Bedfordshire, Cambridgeshire and Northamptonshire

Summary of fixed assets
For the year ended 31 March 2018

Tangible assets	Freehold property	Investment properties	Land in tenure	Improvements	Conservation equipment	Office equipment	Motor vehicles	Computer equipment	Total
	£	£	£	£	£	£	£	£	£
Cost or valuation									
At 1 April 2017	1,547,289	-	2,169,148	1,005,646	1,233,951	38,474	412,388	126,768	6,533,664
Additions	-	-	-	45,302	145,503	24,784	14,430	31,144	261,163
Disposals	-	-	-	-	-	-	-	-	-
Transfers - Other	-	-	-	-	-	-	-	-	-
- Heritage Assets	-	-	-	-	-	-	-	-	-
Revaluation									
At 31 March 2018	1,547,289	-	2,169,146	1,050,948	1,379,454	63,258	426,818	157,912	6,794,827
Depreciation									
At 1 April 2017	420,051	-	-	344,946	979,165	37,245	375,867	69,731	2,227,005
On disposals	-	-	-	-	-	-	-	-	-
Transfers	-	-	-	-	-	-	-	-	-
Charge for the year	30,535	-	-	45,821	81,146	2,185	17,804	17,056	194,548
Revaluation									
At 31 March 2018	450,586	-	-	390,767	1,060,311	39,430	393,671	86,787	2,421,552
Net book value									
At 31 March 2018	1,096,703	-	2,169,146	660,181	319,143	23,828	33,146	71,125	4,373,275
At 31 March 2017	1,127,238	-	2,169,146	660,700	254,786	1,229	36,521	57,037	4,306,659

The net book value of motor vehicles includes £964 (2017 - £3,854) in respect of assets held under hire purchase contracts. The depreciation charge in respect of such assets amounted to £2,890 (2017 - £2,892).

The Wildlife Trust for Bedfordshire, Cambridgeshire and Northamptonshire

Notes to the financial statements For the year ended 31 March 2018

Charity Information

The Wildlife Trust for Bedfordshire, Cambridgeshire and Northamptonshire is a charity domiciled and incorporated in England and Wales. The registered office is The Manor House, Broad Street, Great Cambourne, Cambridge, Cambridgeshire, CB23 6DH.

1. Accounting policies

1.1 Basis of accounting

These financial statements for the year ended 31 March 2018 are prepared in accordance with FRS102, The Financial Reporting Standard applicable in the UK and Republic of Ireland ('FRS102') and in accordance with the Companies Act 2006 and the Charities Act 2011.

The financial statements have been prepared under the historical cost convention as modified by the revaluation of investments and in accordance with applicable accounting standards. The financial statements have been prepared in accordance with the Charity Commission Statement of Recommended Practice - Accounting and Reporting by provisions of the Charities SORP (FRS 102) – Accounting and Reporting by Charities: Statement of Recommended practice applicable to charities preparing their accounts in accordance with the Financial Reporting Standard applicable in the UK and Republic of Ireland (effective 1 January 2015).

The financial statements are prepared in sterling, which is the functional currency of the Charity. Monetary amounts in these financial statements are rounded to the nearest £.

The Trustees confirm that the Charity is a public benefit entity.

1.2 Basis of consolidation

The consolidated accounts of the group incorporate the financial statements of the charity and its trading subsidiary company, both of which were made up to 31 March 2018. The statement of financial activities and the balance sheet consolidate the financial statements on a line by line basis where appropriate. No separate statement of financial activities has been presented for the Charity alone as permitted by Section 408 of the Companies Act 2006. Details concerning the subsidiary company, along with the results and financial position are set out in note 28.

1.3 Going Concern

At the time of approving the financial statements, the trustees have a reasonable expectation that the Charity has adequate resources to continue in operational existence for the foreseeable future. Thus the trustees continue to adopt the going concern basis of accounting in preparing the financial statements.

1.4 Critical Judgements made in applying accounting policies

In the application of the Charity's accounting policies, the Trustees are required to make judgements, estimates and assumptions about the carrying amounts of assets and liabilities that are not readily apparent from other sources. The estimates and associated assumptions are based on historical experience and other factors that are considered to be relevant. Actual results may differ from these estimates.

The estimates and underlying assumptions are reviewed on an ongoing basis. Revisions to accounting estimates are recognised in the period in which the estimate is revised if the revision affects only that period, or in the period of the revision and future periods if the revision affects both current and future periods.

1. Accounting policies

The Charity accounts for depreciation in accordance with FRS 102. The depreciation is provided at rates calculated to write off the cost or valuation less estimated residual value of each asset over its expected useful life. Judgements are made on the estimated useful life of the assets which are regularly reviewed.

1.5 Fund accounting

1.5.1 Unrestricted Funds

These funds can be used for any of the charity's purposes.

1.5.2 Restricted Income Funds

These funds have been given to the Trust for a particular purpose to be used in accordance with the wishes of the donor.

1.6 Incoming resources

Donations and legacies consist of donations or gifts, legacies, subscriptions and covenants and fundraising activities. The income is all credited to the income and expenditure account on a receipts basis, except legacies. Legacy income is included in the accounts when the amount due can be quantified with reasonable probability and the timing of the receipt is known. Tax refunds on covenant income are however accrued. Gifts in kind of a capital nature are taken into account on a current valuation. Rents are not recognised on a receivable basis.

Few life subscriptions are received and are not material in the context of total subscription income. They are therefore credited to income upon receipt and are not deferred.

Revenue grants including government grants, service level agreements and landfill tax credits are either credited to the income and expenditure account on a receipts basis or accrued depending upon their nature. A number of grants are retrospective and where these are outstanding at the year-end for work completed, they are accrued. Grants received for the acquisition of a fixed asset are credited to the income and expenditure account when received and depreciation charged against the fund to which it is credited over the life of the asset.

1.7 Resources expended

Capital purchases are included in the accounts at cost. A de minimis level of £10,000 is applied to all capital items, capital purchases of less than £10,000 being expensed.

All expenditure, other than that which has been capitalised, is included in the SOFA, recognised on an accruals basis, as a liability is incurred. Any irrecoverable VAT is allocated to the cost it relates to.

Cost of Raising Funds comprise the costs associated with attracting voluntary income and the costs of fundraising and maintaining memberships.

Charitable activities consists of those costs incurred in support of expenditure on the objects of the charity. These include the provision of the premises, personnel, information technology and audit fees.

Support costs are allocated to each category of expenditure based on the proportion of staff costs.

The Wildlife Trust for Bedfordshire, Cambridgeshire and Northamptonshire

Notes to the financial statements continued For the year ended 31 March 2018

1. Accounting policies (Continued)

Commission paid to staff in respect of subscription sales made is recognised on a receipts basis.

1.7.1 Irrecoverable VAT

The charity and its subsidiaries are partially exempt. Irrecoverable VAT is allocated to the appropriate cost categories.

1.8 Depreciation

Tangible fixed assets and depreciation

Tangible fixed assets other than freehold land are stated at cost or valuation less depreciation. Depreciation is provided at rates calculated to write off the cost or valuation less estimated residual value of each asset over its expected useful life, as follows:

Freehold property	2% straight line basis
Improvements	2 – 7 % straight line basis
Computer equipment	25% straight line basis
Conservation equipment hides, fencing etc.	12.5% straight line basis
Office equipment	10% straight line basis
Motor vehicles	25% straight line basis

1.9 Heritage assets

The focus of the Trust is the protection and enhancement of wildlife habitats and biodiversity throughout Bedfordshire, Cambridgeshire and Northamptonshire. As such the Trust owns and maintains a number of nature reserves that fall into the definition of heritage assets in accordance with FRS 102.

The Trustees consider that, owing to the incomparable nature of the nature reserves, conventional valuation approaches lack sufficient reliability and that, even if valuations could be obtained, the costs would be onerous compared with the additional benefits derived by the Trust and users of the accounts. As a result, these assets have been capitalised at cost, and being land in nature reserves have not been depreciated.

Nature reserves acquired by gift are not capitalised unless a reliable enough reference value at the deemed cost of the asset is available without undue expense to the Trust.

The costs of maintaining the heritage assets are expensed through the Statement of Financial Activities as incurred, as part of the Trust's charitable activities.

1.10 Intangible assets

Purchases of entitlement to Single Farm Payments/Basic Scheme Payments are valued at cost less accumulated amortisation. Amortisation is calculated to write off the cost in equal annual instalments over the estimated useful life. The useful life of the Basic Scheme Payments entitlements is deemed to be until the end of 2019. We have therefore written down the value to £90,755 (2017: £99,000).

1. Accounting policies **(Continued)**

1.11 Stocks

Stocks are stated at the lower of cost and net realisable value, where cost comprises purchase price. Livestock is held at deemed cost which is 75% of the prevailing market rate.

1.12 Pension Costs

The Trust operates a defined contribution scheme for the benefit of its employees. The costs of contributions are written off against incoming resources in the year they are payable. The assets of the scheme are held separately from the Trust in independently administered funds.

1.13 Deferred Income

In accordance with SORP 2015 (Accounting by Charities), restricted funds received for projects which are substantially incomplete or not commenced at the year-end are recognised in the year in which they have been received and carried forward in the balance of restricted funds. The restricted funds are reduced each year by an amount equal to any expenditure on such projects which have been incurred in the year.

1.14 Financial Instruments

The Charity has elected to apply the provisions of Section 11 'Basic Financial Instruments' and Section 12 'Other Financial Instruments Issues' of FRS 102 to all of its financial instruments.

Financial assets are recognised in the Charity's statement of financial position when the Charity becomes party to the contractual provisions of the instrument.

Financial assets are classified into specified categories. The classification depends on the nature and purpose of the financial assets and is determined at the time of recognition.

1.14.1 Basic financial assets

Basic financial assets, which include trade and other receivables and cash and bank balances, are initially measured at transaction price including transaction costs and are subsequently carried at amortised cost using the effective interest method, unless the arrangement constitutes a financing transaction, where the transaction is measured at the present value of the future receipts discounted at a market rate of interest. Other financial assets classified as fair value through the statement of financial activities are measured at fair value.

1.14.2 Other financial assets

Trade debtors, loans and other receivables that have fixed or determinable payments that are not quoted in an active market are classified as 'loans and receivables'. Loans and receivables are measured at amortised cost using the effective interest method, less any impairment.

Interest is recognised by applying the effective interest rate, except for short-term receivables when the recognition of interest would be immaterial. The effective interest method is a method of calculating the amortised cost of a debt instrument and of allocating the interest income over the relevant period.

1. Accounting policies (Continued)

1.14 Financial Instruments (Continued)

1.14.1 Other financial assets (continued)

The effective interest rate is the rate that exactly discounts estimated future cash receipts through the expected life of the debt instrument to the net carrying amount on initial recognition.

1.14.2 Impairment of financial assets

Financial assets, other than those held at fair value through the statement of financial activities, are assessed for indicators of impairment at each reporting end date.

Financial assets are impaired where there is objective evidence that, as a result of one or more events that occurred after the initial recognition of the financial asset, the estimated future cash flows have been affected. The impairment loss is recognised in the statement of financial activities.

1.14.3 Derecognition of financial assets

Financial assets are derecognised only when the contractual rights to the cash flows from the asset expire, or when it transfers the financial asset and substantially all the risks and rewards of ownership to another entity.

1.15 Classification of financial liabilities

1.15.1 Basic financial liabilities

Basic financial liabilities are initially recognised at transaction price, unless the arrangement constitutes a financing transaction, where the debt instrument is measured at the present value of the future receipts discounted at a market rate of interest. Other financial liabilities classified as fair value through the statement of financial activities are measured at fair value.

1.15.2 Other financial liabilities

Other financial liabilities are initially measured at fair value, net of transaction costs. They are subsequently measured at amortised cost using the effective interest method, with interest expenses recognised on an effective yield basis.

The effective interest method is a method of calculating the amortised cost of a financial liability and of allocating interest expense over the relevant period. The effective interest rate is the rate that exactly discounts estimated future cash payments through the expected life of the financial liability to the net carrying amount on initial recognition.

Financial liabilities and equity instruments are classified according to the substance of the contractual arrangements entered into. An equity instrument is any contract that evidences a residual interest in the assets of the Charity after deducting all of its liabilities.

1.15.3 Derecognition of financial liabilities

Financial liabilities are derecognised when, and only when, the Charity obligations are discharged, cancelled, or they expire.

The Wildlife Trust for Bedfordshire, Cambridgeshire and Northamptonshire

Notes to the financial statements continued For the year ended 31 March 2018

1. Accounting policies (Continued)

1.16 Finance and operating leases

Rentals payable under both finance and operating leases are charged to the SOFA over the period in which the cost is incurred.

1.17 Provisions

A provision is recognised when the Trust has a legal or constructive obligation as a result of past events and it is probable that an outflow of economic benefits will be required to settle the obligation.

1.18 Taxation policy

The Trust is a registered charity and is not liable to United Kingdom income tax or corporation tax on charitable activities.

2. Net income for the financial year

As permitted by section 408 of the Companies Act 2006, the parent Charity's Statement of Financial Activities has not been included in these financial statements. The parent charity's total incoming resources for the year were £5,441,050 (2017: £nil). The net surplus/(deficit) for the year for the Charity was £464,912 (2017: £nil).

3. Voluntary income

	Unrestricted	Restricted	2018 Total	2017 Total
	£	£	£	£
Donations and sponsorships	259,326	198,249	457,574	360,929
Legacies	62,046	1,780	63,826	224,671
Subscriptions and Gift Aid	1,338,809	31	1,338,840	1,283,836
Grants received of a general nature	6,600	-	6,600	96,182
	<u>1,666,781</u>	<u>200,060</u>	<u>1,866,841</u>	<u>1,965,618</u>

The Wildlife Trust for Bedfordshire, Cambridgeshire and Northamptonshire

**Notes to the financial statements continued
For the year ended 31 March 2018**

4. Incoming resources from charitable activities

	Unrestricted	Restricted	2018 Total	2017 Total
	£	£	£	£
RPA Grants received for a specific purpose	1,173,908	-	1,173,908	375,437
RPA B.P.S. 2015 Grants Written off	-	-	-	(252,109)
Grants received for a specific purpose	12,933	555,408	568,341	762,543
Service level agreements	142,836	1,001,917	1,144,753	715,585
Landfill tax credits	-	29,416	29,416	173,828
Other income	455,368	167,049	622,417	454,441
Appeals	143	46,266	46,409	41,343
	<u>1,785,188</u>	<u>1,800,056</u>	<u>3,585,244</u>	<u>2,271,068</u>

Included in the above grants received for a specific purpose:

Of the £555,408 Restricted Grants received for a specific purpose 2018: £485,979 (2017: £415,328) are derived from government sources and £NIL has been released from deferred income (2017: £64,828).

Of the £485,979 shown above 2018: £380,218 (2017: £259,275) are derived from Heritage Lottery Fund.

5. Bank interest

	Unrestricted	Restricted	2018 Total	2017 Total
	£	£	£	£
Interest received income	1,100	-	1,100	23,164

The Wildlife Trust for Bedfordshire, Cambridgeshire and Northamptonshire

Notes to the financial statements continued
For the year ended 31 March 2018

6. Total expenditure

	Staff costs	Other direct costs	Support	Governance	2018	2017
		£	£	£	£	£
Fundraising	353,608	313,541	187,308	11,466	865,923	843,755
Nature reserve management	774,908	1,235,698	429,583	22,378	2,462,567	2,195,822
Wider countryside	273,334	114,254	151,527	7,893	547,008	548,976
Partnership projects	312,824	121,446	173,419	9,034	616,723	623,315
Education & Community	248,865	117,345	137,962	7,187	511,359	490,826
	<u>1,963,539</u>	<u>1,902,284</u>	<u>1,079,799</u>	<u>57,959</u>	<u>5,003,581</u>	<u>4,702,694</u>

	2018	2017
	£	£
Total resources expended are stated after charging :		
Auditors Remuneration - audit	17,696	16,929
Depreciation of fixed assets	194,548	192,826
Amortisation of intangible assets	87,544	36,000
Profit/(loss) on sale of fixed assets	-	(782)
Amounts payable under operating leases	32,502	38,138

The Wildlife Trust for Bedfordshire, Cambridgeshire and Northamptonshire

Notes to the financial statements (continued)
For the year ended 31 March 2018

7. Analysis of support costs	Fundraising	Nature reserve management	Wider countryside	Partnership projects	Education & Community	Costs	Support		Total
							Depn	£	
	£	£	£	£	£	£	£	£	£
Communications	19,741	45,275	15,970	18,277	14,540	113,803	-	-	113,803
Management	53,243	122,109	43,072	49,295	39,216	306,935	-	-	306,935
Finance & Administration	54,573	125,161	44,148	50,526	40,196	314,072	533	-	314,605
Premises	26,808	61,483	21,687	24,820	19,746	123,408	31,136	-	154,544
HR	16,740	38,392	13,542	15,499	12,330	96,502	-	-	96,502
IT	16,204	37,162	13,108	15,002	11,935	92,772	639	-	93,412
	187,308	429,583	151,527	173,419	137,962	1,047,491	32,308	-	1,079,799
Governance	11,466	22,378	7,893	9,034	7,187	57,959	-	-	57,959
	198,774	451,961	159,421	182,453	145,149	1,105,450	32,308	-	1,137,758

All support costs have been allocated on the basis of the proportion of staff costs

The Wildlife Trust for Bedfordshire, Cambridgeshire and Northamptonshire

Notes to the financial statements (continued) For the year ended 31 March 2018

8. Staff costs

	2018 £	2017 £
The movement in the year is after charging:		
Salaries and wages	2,317,969	2,268,158
Social security costs	199,638	194,123
Other pension costs	150,721	133,895
	<u>2,668,328</u>	<u>2,596,176</u>

Employees and volunteers

Headcount average number of employees:	<u>109</u>	<u>107</u>
--	------------	------------

The F.T.E. average number of employees, analysed by function was:

Nature reserve management	29	30
Wider countryside	10	10
Partnership projects	11	13
Education	9	8
Central support services	19	18
Fundraising and donor development	6	6
Marketing and membership services	5	6
	<u>89</u>	<u>91</u>

We rely on volunteers to help in all aspects of our work particularly for practical conservation work, administration and fundraising.

Members of the Board did not receive any remuneration or benefits in kind during the period.

Costs incurred by the Board travelling on Trust business and reimbursed to them amounted to £nil (2017: £nil).

One employee received emoluments of between £60,000 and £70,000 during the year (2017: one).

Total remuneration of key management personnel in the period was £247,485, (£253,952 for 2017)

9. Pension and other post-retirement benefit commitments

The Trust currently operates three defined contribution pension schemes. The assets of the schemes are held separately from those of the Trust in independently administered funds. The pension cost charge represents contributions payable by the Trust to the fund and amounted to £91,021 (2017: £91,351) for Capita pension scheme, £59,083 (2017: £42,544) for Scottish Widows scheme and £593 (2017: £nil) for the Government's NEST scheme. There were no outstanding contributions at the year end.

Prior to the defined contribution schemes, the Trust operated a defined benefit scheme. This is now closed, but a small number of former staff remain in the scheme. This defined benefit scheme is provided through the Wildlife Trusts Pension Scheme (the Scheme). The Scheme is funded and is not contracted-out of the State scheme. The Scheme is a multi-employer pension plan. The Trust accounts for the Scheme as a defined contribution scheme because it is not possible to separately identify its share of the underlying assets and liabilities in the scheme on a consistent and reasonable basis. The scheme is in deficit, with a 10-year deficit recovery plan. At the request of the Trustee we have paid £25,552 (2017: £24,856) towards the deficit recovery plan. The Net Present Value of the payments for the remainder of the recovery plan is £270,587 (2017: £287,247). If the Trust withdraws from the scheme in full then it is likely to crystallise a liability to the scheme. It is not possible to ascertain with any certainty what the potential liability might be.

The Trustee commissions an actuarial valuation of the Scheme every three years. The purpose of the actuarial valuation is to determine the funding position of the Scheme by comparing the assets with the past service liabilities as at the valuation date. Asset values are calculated by reference to market levels. Accrued past service liabilities are valued by discounting expected future benefit payments using a discount rate calculated by reference to the expected future investment returns. The rules of the Scheme give the Trustee the power to require employers to pay additional contributions in order to ensure that the statutory funding objective under the Pensions Act 2004 is met. The statutory funding objective is that a pension scheme should have sufficient assets to meet its past service liabilities, known as Technical Provisions. As the actuarial valuation revealed a deficit, the Trustee has agreed a recovery scheme to eliminate the deficit over a specified period of time and payments against this recovery plan are detailed in the paragraph above.

The Wildlife Trust for Bedfordshire, Cambridgeshire and Northamptonshire

Notes to the financial statements (continued) For the year ended 31 March 2018

10. Heritage assets

Five year summary of heritage asset transactions

	2018	2017	2016	2015	2014
	£	£	£	£	£
Cost brought forward	13,411,394	13,411,394	13,307,175	10,450,964	10,023,906
Purchases in year	22,125	-	104,219	1,794	2,847
Transfer from land in tenure and freehold property	-	-	-	2,719,417	424,211
Restatement of Assets values acquired by merger in 1992	-	-	-	135,000	-
Disposals	-	-	-	-	-
Cost carried forward	<u>13,433,519</u>	<u>13,411,394</u>	<u>13,411,394</u>	<u>13,307,175</u>	<u>10,450,964</u>

It is not practical to separately identify the amount spent on maintaining these assets. There is only one class of heritage asset, included in the above, which consists of land purchased and held as a nature reserve. The policy for acquisition, disposal and maintenance of such land is outlined in the Trustees' report (page 22).

Acquisitions in the five years above are valued at purchase price in accordance with the Trust's accounting policy (see accounting policy 1.4). This includes any legal costs in relation to the land purchase.

Any heritage assets donated in the period have been reflected in the balance sheet in reference to the market value date of the donation.

11. Intangible assets

	2018	2017
	£	£
Intangible assets as at 1 April b/fwd	99,000	178,278
Entitlement to Basic Payments Scheme, increased from 1000ha to 1440.55ha	79,299	(43,278)
Amortisation of Basic Payments Scheme Entitlements	(87,544)	(36,000)
Total intangible assets as at 31 March 2018	<u>90,755</u>	<u>99,000</u>

The Wildlife Trust for Bedfordshire, Cambridgeshire and Northamptonshire

Notes to the financial statements (continued)
For the year ended 31 March 2018

Intangible assets (continued)

The useful life of the Basic Scheme Payments entitlements is deemed to be until the end of 2019. However, we were in dispute with the RPA, who had ruled that these entitlements have been returned to the national reserve, subsequently they have stated that they are returning all of the Entitlements, these are equivalent to 1440.55 hectares.

12. Stock

	2018	2017
	£	£
Consolidated		
Stock as at 1 April b/fwd	37,305	25,170
Movements in year(Increase/(decrease))	49,835	12,135
Total as at 31 March 2018	<u>87,140</u>	<u>37,305</u>
Charity		
Stock as at 1 April b/fwd	37,305	25,170
Movements in year(Increase/(decrease))	13,378	12,135
Total as at 31 March 2018	<u>50,683</u>	<u>37,305</u>

13. Debtors

	2018	2017
	£	£
Group		
Trade debtors	289,541	862,784
Prepayments and accrued income	1,548,365	491,333
Other Debtors	-	24
	<u>1,837,906</u>	<u>1,354,141</u>
Charity		
Trade debtors	288,020	862,784
Prepayments and accrued income	1,548,365	491,333
Other Debtors	-	24
	<u>1,836,385</u>	<u>1,354,141</u>

Included in prepayments and accrued income is £989,336 due from RPA of which £496,216 has been received since the year end.

The Wildlife Trust for Bedfordshire, Cambridgeshire and Northamptonshire

**Notes to the financial statements (continued)
For the year ended 31 March 2018**

14. Loan to Association Organisation

	2018	2017
	£	£
Loan to Wildlife Fundraising (Central) Limited	35,000	35,000

The loan was paid as a contribution towards the set up costs of Wildlife fundraising (Central) Limited. Under the terms of the agreement the earliest date for repayment of the loan was 1 August 2015.

15. Creditors: Amounts falling due within one year

	2018	2017
	£	£
Group		
Trade creditors	225,957	299,497
Taxation and social security	76,435	70,299
Other creditors	24,993	27,027
Obligations under hire purchase agreements	4,272	5,852
Accruals and deferred income	260,178	257,408
	<u>591,835</u>	<u>660,083</u>
Charity		
Trade creditors	225,957	299,497
Taxation and social security	74,440	70,299
Other creditors	24,993	27,027
Obligations under hire purchase agreements	4,272	5,852
Accruals and deferred income	258,489	257,408
	<u>588,151</u>	<u>660,083</u>

The Wildlife Trust for Bedfordshire, Cambridgeshire and Northamptonshire

Notes to the financial statements (continued)
For the year ended 31 March 2018

16. Creditors: Amounts falling due after more than one year

	2018 £	2017 £
Group		
Deferred income (Luton Guided Busway)	541,820	598,455
Deferred income (BPS Entitlements)	87,544	99,000
Obligations under hire purchase agreements	870	5,142
	630,234	702,597
Charity		
Deferred income (Luton Guided Busway)	541,820	598,455
Deferred income (BPS Entitlements)	87,544	99,000
Obligations under hire purchase agreements	870	5,142
	630,234	702,597
Deferred income analysis		
In more than one year but not more than two years	100,235	139,598
In more than two years but not more than five years	200,833	173,833
In more than five years	318,044	389,166

17. Provisions for liabilities and charges

Provisions for liabilities and charges as at 1 April 2017	-	-
RPA BPS income claw-back provision in year ended 31 March 2018	19,111	-
	19,111	-
Provision for liabilities and charges as at 31 March 2018	19,111	-

18. Restricted income funds

These funds have been set aside for specific projects. These projects may arise out of the Trust's ongoing activities, or the Trust may be asked to carry out a specific task. Either way, at some stage in the project, grants and donations will have been received specific to that project. Therefore once a project is commenced any funds allocated to it are restricted to that fund. It is anticipated that these funds will be used over the coming months and years as the expenditure for which these funds were raised is incurred. There are therefore many small funds and for the purposes of statutory reporting these have been grouped together under 4 main headings.

The Wildlife Trust for Bedfordshire, Cambridgeshire and Northamptonshire

Notes to the financial statements (continued)
For the year ended 31 March 2018

18 Restricted income funds

continued

	Balance at 31 March 2017 £	Incomings £	Outgoings £	Gain/losses and transfers £	Balance at 31 March 2018 £
Land purchase fund	15,054,602	22,125	-	-	15,076,727
Great Fen	329,277	116,140	295,883	-	149,534
Luton Guided Busway	664,950	-	66,495	-	598,455
Other projects	1,210,968	367,595	214,370	231,277	1,595,470
	<u>17,259,797</u>	<u>505,860</u>	<u>576,749</u>	<u>231,277</u>	<u>17,420,185</u>

Transfers out of restricted funds have been made where the project has been completed and no funding is required to be returned to the funders. Transfers into the funds are made when the project has been completed and the shortfall on funding is made up from the charity's unrestricted funds.

19 Unrestricted funds

	Balance at 31 March 2017 £	Incomings £	Outgoings £	Gain/losses and transfers £	Balance at 31 March 2018 £
Group					
General funds	2,395,408	-	-	289,217	2,684,625
	<u>2,395,408</u>	<u>-</u>	<u>-</u>	<u>289,217</u>	<u>2,684,625</u>
Charity					
General funds	2,395,408	-	-	301,111	2,696,519
	<u>2,395,408</u>	<u>-</u>	<u>-</u>	<u>301,111</u>	<u>2,696,519</u>

These funds have been set aside for projects that are not fully funded by restricted income. Any unspent funds will be spent over the coming years as the expenditure for which these funds have been set aside is incurred.

The Wildlife Trust for Bedfordshire, Cambridgeshire and Northamptonshire

Notes to the financial statements (continued) For the year ended 31 March 2018

20 Analysis of net assets between funds

Group	Unrestricted funds £	Restricted funds £	Total £
Freehold Property	1,096,703	-	1,096,703
Land in Tenure	-	2,169,146	2,169,146
Other fixed assets	198,875	908,552	1,107,427
Heritage assets	548,062	12,885,456	13,433,518
Intangible fixed assets	90,755	-	90,755
Loan to associated organisation	35,000	-	35,000
Stock and work in progress	87,139	-	87,139
Debtors	1,452,647	460,079	1,912,726
Cash at bank and in hand including short-term investments	(297,807)	1,786,201	1,488,394
Current liabilities	(416,013)	(250,640)	(666,653)
Creditors due after more than one year	(91,625)	(538,610)	(630,235)
Provision for liabilities and charges	(19,111)	-	(19,111)
Total net assets	2,684,625	17,420,185	20,104,810
	Unrestricted funds £	Restricted funds £	Total £
Charity			
Freehold Property	1,096,703	-	1,096,703
Land in Tenure	-	2,169,146	2,169,146
Other fixed assets	198,875	908,552	1,107,427
Heritage assets	548,062	12,885,456	13,433,518
Intangible fixed assets	90,755	-	90,755
Loan to associated organisation	35,000	-	35,000
Stock and work in progress	50,683	-	50,683
Debtors	1,438,516	460,079	1,898,595
Cash at bank and in hand including short-term investments	(297,807)	1,786,201	1,488,394
Current liabilities	(416,013)	(250,640)	(600,760)
Creditors due after more than one year	(91,625)	(538,610)	(630,235)
Provision for liabilities and charges	(19,111)	-	(19,111)
Total net assets	2,696,519	17,423,598	20,120,117

Notes to the financial statements (continued)
For the year ended 31 March 2018

21. Contingent liabilities

Included within restricted funds are grants received towards specific projects. The terms and conditions attaching to some of these grants provide for funds to be clawed back by the grant making body in the event of specific project underspends or a default by the company in respect of other terms and conditions which may apply.

No circumstances giving rise to a claw-back of restricted funds held at 31 March 2018 have been identified, but the company remains contingently liable in this respect. It is not possible to quantify the extent of any potential liability which existed at that date.

22. Financial commitments – operating leases

At 31 March 2018 the company was committed to making the following payments under non-cancellable operating leases in the year to 31 March 2018:

	Land and buildings		Other	
	2018	2017	2018	2017
	£	£	£	£
Operating leases which expire:				
Within one year	16,980	25,724	5,652	4,407
Between two and five years	42,000	42,000	3,146	6,261
In over five years	819,000	829,500	-	-
	<u>877,980</u>	<u>897,224</u>	<u>8,798</u>	<u>10,668</u>

The Trust has a 100 year lease for Lings House and Woods. Currently the Trust receives an annual amount, equivalent to the annual rental, from Northampton Borough Council of £10,500 via a service level agreement; this agreement ran for 5 years and ended on 31 March 2018.

23. Financial commitments – finance leases

At 31 March 2018 the company was committed to making the following payments under Finance leases in the year to 31 March 2019:

	Motor vehicles	
	2018	2017
	£	£
Finance leases which expire:		
Within one year	790	2,371
Between two and five years	-	790
In over five years	-	-
	<u>790</u>	<u>3,161</u>

24. Related party transactions

Wildlife Fundraising (Central) Ltd (WFC) is an associated company to whom we have loaned £35,000, this loan could be repaid, although at present there is no intention to request payment in the immediate future. Wildlife Fundraising (Central) Ltd is also a trade creditor with a balance of £8,516 as at 31st March 2018.

At the year end the Charity was owed £49,602 (2017: £nil) from WTBCN Trading Limited, a wholly owned subsidiary of the Wildlife Trust for Bedfordshire, Cambridgeshire and Northamptonshire.

No Trustee nor any person connected with them received any remuneration during the year (2017 - £nil).

During the year no Trustees were reimbursed travel expenses (2017 - £nil).

The Wildlife Trust for Bedfordshire, Cambridgeshire and Northamptonshire

Notes to the financial statements (continued) For the year ended 31 March 2018

25. Landfill tax credits

Receipts from landfill operators are shown as trust income net of the 2% ENTRUST administration charge. Where the Trust receives funds from an environmental body, the 2% is not payable but the Trust remains accountable to ENTRUST.

26. Reconciliation of net income/(expenditure) to net cash flow from operating activities

	2018 £	2017 £
Net income/(expenditure) for the reporting period (as per the statement of financial activities)	448,505	(466,790)
Depreciation of tangible assets	194,548	192,826
Depreciation of intangible assets	87,544	36,000
Increase in Intangible Assets - B.P.S. increase in hectares	(79,299)	43,278
Luton Guided Busway	(56,635)	(66,495)-
Basic Payments Scheme	(11,456)	(14,450)
Interest Element of finance leases	-	770
Profit/(loss) on disposal of tangible assets	-	782
(Increase)/Decrease in stock	(49,834)	(12,135)
(Increase)/Decrease in debtors	(545,975)	(291,577)
(Decrease)/increase in creditors within 1 year/Provision for liabilities and charges	14,653	(152,343)
Net cash inflow from operating activity	<u>2,050</u>	<u>(730,135)</u>

27. Analysis of cash and cash equivalents

	2018	2017 £
Cash in hand	321,352	822,181
Deposits on less than 3 month notice	1,167,042	952,205
	<u>1,488,395</u>	<u>1,774,386</u>

28. Transfer between funds

Every year a transfer is made between restricted and unrestricted funds to cover restricted costs that have been paid for out of unrestricted funds.

29. Subsidiary company

WTBCN Trading Ltd, Manor House, Broad Street, Great Cambourne, Cambs CB23 6DH
company number: 11098048.

The turnover of WT BCN Trading Limited amounted to £12,134, and the net loss arising is £15,309. The expenditure incurred is £27,443. The aggregate amount of its assets, liabilities and funds at 31 March 2018 was (£15,309).

The Wildlife Trust for Bedfordshire, Cambridgeshire and Northamptonshire

Notes to the financial statements (continued) For the year ended 31 March 2018

30. Comparative Information – Statement of Financial Activities (incorporating the income and expenditure account) FOR THE YEAR ENDED 31 MARCH 2017

	Unrestricted income £	Restricted income £	Total 2017 £	Total 2016 £
Incoming and endowments from:				
Voluntary income	1,783,200	182,418	1,965,618	1,590,492
Charitable activities	534,173	1,736,895	2,271,068	2,886,183
Bank interest	16,312	6,852	23,164	41,756
	<u>2,333,685</u>	<u>1,926,165</u>	<u>4,259,850</u>	<u>4,518,431</u>
Expenditure on:				
Raising funds	843,755	-	843,755	774,079
Charitable activities	2,378,122	1,480,817	3,858,939	4,053,410
	<u>3,221,877</u>	<u>1,480,817</u>	<u>4,702,694</u>	<u>4,827,489</u>
Profit/(loss) on disposal of fixed assets	638	(1,420)	(782)	4,583
Net income/(expenditure)	<u>(887,554)</u>	<u>443,928</u>	<u>(443,626)</u>	<u>(304,475)</u>
Transfers between funds	488,883	(488,883)	-	-
Net incoming resources before other recognised gains or losses	<u>(398,671)</u>	<u>(44,955)</u>	<u>(443,626)</u>	<u>(304,475)</u>
Other recognised gains/(losses):				
Gains/(losses) on of fixed assets	-	-	-	-
Net movement in funds	<u>(398,671)</u>	<u>(44,955)</u>	<u>(443,626)</u>	<u>(304,475)</u>
Reconciliation of funds				
Total funds brought forward	2,794,079	17,304,752	20,098,831	20,403,306
Total funds carried forward	<u>2,395,408</u>	<u>17,259,797</u>	<u>19,655,205</u>	<u>20,098,831</u>

